



\$4


THE *HotBox*

THE OFFICIAL PUBLICATION OF THE NORTH CENTRAL REGION, NATIONAL MODEL RAILROAD ASSOCIATION

VOL. 65 NO. 1

SPRING 2024

RAILFANNING Pierre Willermet's Allegheny and Eastern RR



NORTH CENTRAL EXPRESS 2024
OCTOBER 10-11-12-13, 2024
NORTHVILLE, MICHIGAN




NORTH CENTRAL EXPRESS 2024 NCR Convention

*UPDATE on
STATION No.VI*



*NCR SPRING
MODELERS
MEET*



COMBINATION TANK CARS



*3D PRINTING FOR
MODEL RAILROADING*

EASY MAKE DWARF SIGNALS

PLUS- RR History, Timetable, NMRA-NCR-Division News & more!

The HotBox

SPRING 2024
Vol. 65, No. 1

EDITOR

Barry Hensel
43642 Lotus Dr
Canton, MI 48188
734-649-3056
barry76Lt@wowway.com



Editorial Advisers
the NCR Board

Proof Readers
John Beres

The HotBox is published quarterly by the North Central Region of the National Model Railroad Association. Publication dates are-

SPRING, March 1 SUMMER, June 1
AUTUMN, Sept 1 WINTER, Dec 1

The HotBox is available online at-

<http://ncrnmra.org>

All material, articles and advertising must be submitted to the Editor. All material should be electronic, preferably MicroSoft Word or Powerpoint. Pictures should be in Jpeg format and color. Material can be emailed or sent via US Mail on cd-rom. Materials will not be returned, unless return postage and envelope are included. Material submission deadline is FIVE weeks before publication date.

Business ads-

1/2 page \$20 per issue or \$65 per year
full page \$30 per issue or \$100 per year
business card \$10 per issue or \$35 per year -or- free business card for exchange of websites and/or sales of HotBox

Pike ads- \$15 small, \$30 double and \$60 quad for a 3 year period!

NCR Division Event ads- FREE

To pay for any ad space... send your payment to the Editor. All checks/money orders need to be made out to "The North Central Region, NMRA"

Send address corrections to the Registrar- Marshall Stull

248-817-9328

mstull@marshallstull.com

Feel free to contact the Editor via email, with any comments, questions or corrections.

Happy New Year!! While that greeting is a bit late (due to publication schedules) it is still meant from the heart! I hope your holiday season was a good one and you gained some hobby items. I also hope that during those colder months, you have gained in some model railroading time, either on your own layout or helping on a friend's layout. Maybe some OPS time too! And just because Spring is around the corner, let's keep model railroading all we can!

BIG announcement on page 5!! Please check it out ASAP!!

OH MY.... the HotBox is now a "senior" as it becomes 65 years old with this issue! And for me, this is my 63rd issue as Editor. It's been fun and I hope to continue for a few more years!

NORTH CENTRAL EXPRESS 2024 is now open for registrations! See all the details on another great convention, a few pages away in this HotBox issue. Division 6 hopes you will join us for a great model railroading weekend!

As if regional conventions aren't enough to keep you busy, the NMRA National convention – **STATION No. VI** hosted by us, the NCR and all of our Divisions, is not far away in 2025. Mark your calendars now for July 14-19, 2025. See the latest report in this **HotBox**.

Well, time to do some MORE model railroading... and that's always a good thing!! Thanks for reading... Barry

MODEL RAILROADING IS FUN!



NCR ON FACEBOOK

NCR NEWS

In case you didn't know, the NCR does have a Facebook page! Check us out at <https://www.facebook.com/NCRNMRA> Please LIKE us and feel free to post your current projects, modeling and model railroad events! We'll also post announcements of interest too!

HOTBOX CORRECTIONS **NCR "OOPS"...**

Always striving to be correct is something we will do with the **HotBox**. But, we are human and mistakes can/will happen. Please forgive us, these are NOT intentional! For the December issue, we're sorry for having the Chi-Town station open dates incorrect.

FRONT COVER PICTURES- NMRA logo, Station No.VI logo; NCX logo; Combo Tank Cars – history; Easy Dwarf signals; 3D Printing overview for model railroading; Docked at Port Wellston is a stick lighter

while a sailboat is getting underway, all while the local freight passes by with a Alco switcher on the point on Pierre Willermet's Allegheny and Eastern Railroad; Spring Modelers Meet logo

REAR COVER PICTURES- NCX 2024 logo; Marquette Mining from Larry Wright's layout is relocated on Rick Neibert's Chessie System Huntington Division Railroad; Scratch build a Russell snow plow

NCR - NORTH CENTRAL REGION, NMRA OFFICERS AND DIRECTORS



President

Rich Mahaney 269-214-4221
hazmatrichm@aol.com

Resident Agent

Jonathan Pulling 517-755-7599
jdpulling@comcast.net

Vice-President

Phil Doolittle 248-375-2513
doolittle@comcast.net

NMRA Central Director

Fred Soward, MMR 502-509-2799
centdir@nmra.org

Secretary

John Young 517-449-9063
cdjhyoung@yahoo.com

Model & Photo Contests

Volunteer Needed

Treasurer

Steve Harsh 517-316-6764
harsh@msu.edu

Achievement Program

Skip Luyk, MMR 616-363-3453
ArcadiaLogger@gmail.com

Registrar

Marshall Stull 248-817-9328
mstull@marshallstull.com

Division One- Black Swamp Div

Marshall Stull 248-817-9328
mstull@marshallstull.com

Directors

Dave McMullian 419-508-2206
train.man4756@gmail.com

Division Two- Tip of the Mitt Div

Mike Cipko 231-929-8345
mcipko@charter.net

Scott Kremer, MMR 734-420-2314
skremer@wideopenwest.com

Division Three- 3 Rivers Div

Bob Jones 260-459-6339
broadwaylimited15@yahoo.com

Dave Capron, MMR 231-944-8576
capron33@gmail.com

Division Four – Grand Rails Div

Mark Baldwin 616-258-0110
grandrailsdiv@outlook.com

Division Five – Capital Div

Andy Keeney 517-316-5660
hunter48820@yahoo.com

Division Six – Motor City Div

Paul Lichau 734-878-5390
plichau@yahoo.com

Division Eight- Clinton River Div

Mark Mincek – 586-404-0509
themotive@att.net

Division Nine – SW Michigan Div

Garry Johnson 269-365-6777
elecsprk@gmail.com


Division Ten – Ten Wheelers Div

Wayne Wilder 989-823-3409
bvpsrr@gmail.com

RAILROADING "WHAT THE ???"

NCR HUMOR

We've found some new and interesting train related cartoons on Facebook! Here's a few to share.....



PRESIDENT'S OBSERVATION

Rich Mahaney

Welcome to the spring of 2024! The North Central Region (NCR) has many things going on this year for model railroaders. We look forward to your participation!

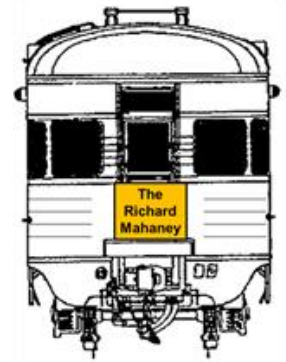
First up is our one-day model railroad convention being put on by Division One in the Toledo, OH area on March 23rd! This event will include clinics and layout tours! Look for an advertising flyer in this issue of the Hot Box to get signed up, plus location, times and activities. There are lots of great layouts to see in the Toledo area! Join up with your fellow model railroaders and bring a carload of people to this great event! Clinics to amaze you, layouts to get lots of modeling ideas from!

Second, don't forget to put on your activity calendar, the NCR fall convention being held in Northville, MI on October 10 to 13, 2024. This great convention will be held at the Ward Church facility on 6 Mile Road, just west of Haggerty Road. The planning team is preparing a great event with clinics, layout tours and operating sessions. Look for advertising also in this issue of the Hot Box! There are lots of hotels and restaurants in the area to choose from at all different prices.

Third, the planning team for the NMRA 2025 Convention that will be held in Novi, MI over the dates of July 14 to 19, 2025. Again, the NCR Planning team is working hard on the plans for this convention! The main hotel for the convention is the Sheraton Hotel on Haggerty, just north of 8 Mile Road. There are lots of hotels and restaurants in the area to choose from at all different prices.

Fourth, the NCR has elections coming up this summer. Every two years these positions come open for election – President, Vice-President, Secretary, Treasurer and two of the three Director at Large positions. The NCR needs people to step up and take the lead in managing the business of the NCR. These are two-year terms, and you can serve two terms in a specific position. Current Board members need to decide if they want to run again or if they are “term limited”. One of the three director at large positions is filled automatically by the previous NCR President. This year, the NCR will be using its new electronic voting system which will make the process much easier and cheaper for the NCR. We are still working on forming a

committee of people to manage the election process and be the place or group to send the candidate information and photos to. Stay tuned! I (Rich Mahaney) am planning to run for the NCR President position again.



Fifth, The NCR Board is looking to have an “in person and zoom” Board of Directors 2024 spring meeting on Friday afternoon or evening on March 22nd in Toledo before the one-day convention. Details are still being worked out. Any NMRA NCR member can attend.

Sixth and finally, the NCR was saddened by the news of Bill Neale's death just after Christmas. Bill was a great friend and mentor to so many model railroaders in the NCR, but also across the US. Bill was a long-time member of the NMRA and was an MMR. Bill was a member of the NCR in Division 6. Bill's clinics, fun and humor, model railroading skills had a great impact on so many of us. I use some photos of Bills HO PRR layout in a few of my clinics. Bill and I had a great set of conversations on a drive from Grand Rapids up to Traverse City and back a few years ago to present some clinics for a Division 2 meeting. We will all miss Bill, and we all offer our condolences to Bill's wife and family! Losing Scott Pandorf of Division 2 was also a great loss for the NCR several years ago, great model railroaders that offered so much to others from their knowledge and experience but left us way to early! Yes, I know many model railroaders pass away each year, but some really stand out in our hobby and have served in leadership roles and have helped other model railroaders and helped the hobby move forward. Peace and blessings to all of those that have left their model railroad lives and the hobby way too early and condolences to their families!

Rich Mahaney, NMRA NCR President



NMRA-NCR ACHIEVEMENT PROGRAM

NCR AWARDS

Thanks go to Ken Chick, Jim Macino, Dorman Wilson, Ron Gilbert and Pete Magoun as they continue doing a great job keeping the level of AP activity in our NCR Divisions at a high pitch. Thanks go to all NCR members that are participating in the Achievement Program. I am pleased to report that five of our members have achieved the following certificates below.

Skip Luyk, MMR, NCR AP Coordinator


MASTER BUILDER – PROTOTYPE MODELER – Dan Lewis, MMR, Div 8

GOLDEN SPIKE – Thom Post, Div 4 and Steve Harsh, Div 5

NMRA ASSOCIATION VOLUNTEER - John Crocker, Div 2 and Andy Keeney, Div 5

NMRA ASSOCIATION OFFICIAL & MODEL RAILROAD AUTHOR - Andy Keeney, Div 5

CHIEF DISPATCHER - Andy Keeney, Div 5



Dan Lewis, MMR



Steve Harsh



Thom Post



Andy Keeney

ACHIEVEMENT PROGRAM QUESTIONS: If you have questions about the AP or requirements, start with your Regional AP manager, Skip Luyk, MMR. Also – Ron Gilbert covers Div 1 rarjgilbert@yahoo.com; Jim Macino, MMR covers Div 3 - 260-693-6102 jim@icmgt.com; Ken Chick, MMR covers Div 6, 8 and 10 – 734-420-0276 kdchick@wowway.com; Pete Magoun, MMR covers Div 2 – 231-941-1669 orion@chartermi.net and Dorman Wilson for Div 9 - N8YNW@charter.net If you still have questions, contact NMRA AP Chairman Frank Koch at fjkoch@hotmail.com or at 4769 Silverwood Drive, Batavia, OH 45103

NCR IMPORTANT ANNOUNCEMENT!!!

NCR NEWS

Well, believe it or not.... it's an election year!!! NO... not talking about the Washington guys, although that is also important. We're talking NCR elections!! This is almost a year-long process with terms beginning in 2025. Positions that are open for nominations and elections are –

President – can be re-elected

Vice President – term limited, need new candidate

Secretary – can be re-elected

Treasurer – term limited, may need new candidate

At Large Board of Directors – 2 of 3 positions open
term limited, need new candidates



CALL FOR NOMINATIONS!!! – This is your official call to start the nominations for these positions. President Rich Mahaney has mentioned he will be running again. Each position is a two year term and each position can be held for two terms (four years total). To nominate someone, or even yourself, please contact our Elections Committee – **NCR Elections Committee 344 Sussex Fair Rochester Hills, MI 48309**
Phil Doolittle 248-375-2513 doolittlep@comcast.net

Thanks to our Election Committee, Chairman Phil Doolittle (Division 8) and current members Mike Cipko (Division 2), Ron Tennant (Division 4), Mark Cowles (Division 5) and Alan Bau (Division 9).

NOMINATIONS WILL CLOSE ON MAY 1ST, 2024! You got TWO months!!


RAILFANNING the BURLINGTON PACIFIC RR *NCR TRACKSIDE*

Pierre Willermet runs the HO scale Burlington Pacific Railroad. He is a member of Division 6 and his layout will be one of those on tour at the NCX-24 convention. He granted the HotBox crew a look around the system....
left down, then right..... Hobo's greet freight on main line, Switching out Little Ease, Station stop at Mungo Park, Mechanicsville Intermodal, Port Delaware intermodal, Cemex cement at Carteret, SASOL synthetic oil at Carteret, Downtown Carteret



RAILFANNING the BURLINGTON PACIFIC RR *NCR TRACKSIDE*

left down, then right... Trash to trains in Carteret, Carteret at night, Coal drag rolls through company town at Bidonville, All aboard at Port Delaware, Street lights and crossing lights flash as camelback freight runs through Mungo Park, Pick up at Hoffa Concrete, Grain train pick up at Piedmont



MAKING AFFORDABLE HO DWARF SIGNALS

By Ron St.Laurent - NCR Division 5



Dwarf signals shown above are on Andy Keeney's Nashville Road's passenger terminal and cost as little as \$1 each to produce.



These signal kits can be bought on Amazon for \$10 for 10 complete kits. Search "HO dwarf signals." The kit comes with red LEDs, green LEDs, dwarf housings and resistors. If you want yellow LEDs, you must buy them. A good place to order them is MPJA.COM. You can pick up one hundred 3mm LEDs for \$1.95. Probably enough LEDs to supply you and all your friends.



If you want your dwarf signals to look especially sharp, you should remove any flash with a hobby knife. Although these signals are molded in black, I would recommend painting them flat black; a spray can will do nicely.



The "dome" of the LED as is, protrudes the front of the dwarf housing and looks unrealistic. I file (or sand) the LED to a flat surface then polish the surface with a fine emery board. I was making a large number of these dwarfs so I set up a jig to sand them fast and accurately.




The next step is to "tin" the leads of the LEDs. We do this by applying liquid flux to the leads, applying a bit of solder to our soldering iron then wiping the solder onto the leads. Before soldering anything make sure that your soldering iron is clean by wiping the hot tip on a clean moist sponge.



All the signals I've seen have red at the bottom and either green or yellow at the top. The long lead is the anode (+ or positive). Take your top (in our case yellow) LED and bend both leads to form a 90-degree bend with the anode at the top.


Do the same with your red LED but have the anode at the bottom. Later on you will be soldering the anode on one LED to the cathode of the other LED. The trick to getting a nicelooking dwarf signal is to get the LED components to nest as flush to the housing as possible. I do this by using a pair of pliers to flatten the leads against the LED package.



Placing the yellow LED in the housing I use a marker to indicate a cut line on the legs of the LED. This assures that the LED will fit within the confines of the housing. I then clip the leads to my mark.



Spread the legs of the yellow LED then reshape them in a bow-legged fashion as shown. This is so that the yellow LED will straddle the sides of the red LED once assembled.




Solder the leads together. You will have the anode to one LED soldered to the cathode of the other LED. Looking at the signal in profile shows how tight the leads are to the assembly.

Liquid electrical tape is available at Home Depot in the electrical department.



Apply the Liquid Tape using a toothpick, "wipe" the toothpick against the brush applicator then spread the liquid from the bottom of the signal to the top. Leave the signal facedown so that the liquid material dries level. Repeat as needed to block any light bleed. Let coats dry completely before reapplication.



Using a 9 volt battery, **making sure you have a 1K resistor inline**, energize the signal. It doesn't matter on which leg you attach the resistor. By connecting the polarity one way you will have a yellow signal. By switching the polarity the other way you will have a red signal. At this point you may also want to check the back of the signal for any light leaks. If you find light leaks apply a little more Liquid Electrical Tape using the point of the toothpick. After the assembly is completely dry, spray paint the back of your signal with flat black.

If using a Tortoise switch machine cut one of the power wires leading to your Tortoise and insert this LED. If the signal does not light the color you want then switch the leads. There is no need for a limiting resistor in this application. If using this signal in a stand alone mode you can use a DPDT switch and power it with 12V DC just be sure to have a 1K resistor in line.

NCR DIVISION HAPPENINGS

DIVISION INFORMATION

Division One - Black Swamp Division (Northwest Ohio with Michigan Lenawee and Monroe Counties)

Due to our hosting the NCR Spring Modelers Meet, we will NOT have a meeting in March. We are looking forward to seeing everyone at the meet! Our regular meetings will resume on April 26th. Our meetings are open to guests so please feel free to stop in and say "hello". To stay informed of the latest news and information at the Black Swamp by visiting our website and subscribing to our newsletter at <http://div1.ncrnmra.org>. Our Facebook group is located at <https://www.facebook.com/groups/ncrdiv1>.
(submitted by- Marshall Stull, Superintendent)

Division Two - Tip Of The Mitt (Manistee to Iosco counties, north to the Mackinac Bridge plus Luce, Chippewa, and Mackinac counties in the U.P.)

Our meetings take place at 10:00 am in the Foster Family Community Health Center, located at 550 Munson Avenue, in Traverse City. "Show and Tell" is always popular and gives us a chance to see member's progress. Spring clinics include "Structure Lighting with LED's" and "Short Line Operations" in March and April. May yet to be confirmed. Meetings are typically held on the third Saturday of each month. When we gather, we usually go hybrid, meeting both by Zoom and in person. Send an email to jens.hensel50@gmail.com and we will include you in our next invite. (Submitted by Mike Cipko, Division 2 Superintendent)

Division Three - 3 Rivers Division (Fort Wayne, Indiana and western Ohio area)

Well, another year is beginning with our event calendar filling up with activities for the year. We are in the planning stages for our Fall Swap meet with a date to be determined later. In March we are planning for a return to the Great Train Connection weekend here in Ft. Wayne which we interact with about 2500 people in 3 days. We have a lot of fun membership activities planned for the upcoming future. (Submitted by- Bob Jones, Superintendent)

FORT WAYNE RAILS 2023 cars AVAILABLE! Cars

numbered 2022 are also available. Price is \$35 per car plus \$10 shipping & Handling for up to two cars. This car is unique to the NCR and is being offered to region members **for a limited time**, after which we'll go national with listings in the model railroad magazines, on eBay/Facebook, HO Swap, etc. **Get'em while you can!! Limited supply!! Going fast!!**

Contact Chuck White at 260-760-1666 or railcarman@frontier.com for payment and shipping instructions.



Division Four – Grand Rails Division (Grand Rapids and west Michigan area)

We will have a meeting on Saturday, March 2nd and we hope you can make it! Please check out our website or Facebook page for the latest schedule and updates. What can the division do to make you a better Model Railroader? Let's share our ideas. For more information contact Mark Baldwin at

grandrailsdiv@outlook.com or Tim Scott at tjscott46@hotmail.com or visit the NEW division website <http://grandrailsdiv4.org> (submitted by Mark Baldwin, Div 4 Superintendent)

Division Ten – Ten Wheeler Division (Shiawassee, Genesee, Lapeer Tuscola, Sanilac and Huron Counties)

DIV 10 began 2024 with the election of officers for 2024-2025, most of our leadership team remained in their previous position, but we are looking for a secretary to handle the Chief Clerk duties. Division 10 meets on the fourth Thursday of the month at the Chapter 77 Experimental Aircraft Association meeting room at Dalton Airport in Flushing. All are welcome to our informal meetings. If you would like to join one of our meetings or for more information contact ncrdiv10@gmail.com, or Superintendent Wayne Wilder at 989-823-3409.

(Submitted by Wayne Wilder, Superintendent)

YOU should join and attend your local NMRA/NCR/Division meetings and activities! Get the most out of your hobby – participate often!!

Division Five – Capital Division (Lansing and mid-lower Michigan area)

The Capital Division got off to a 2024 no go start as the January meeting, which was to feature Kevin Griffin's clinic on Model Railroad Yard Operations, had to be cancelled due to weather and road conditions. The February get-together, weather permitting will feature a clinic by Rich Mahaney about Potatoes and Railroad Car Traffic. You can subscribe to the 15-25 page monthly Division 5 Newsletter. Send a request, Mark Cowles, at nkpcowles@yahoo.com. For more information, see the Division 5 website: <https://nmrncrdiv5.com/>
(Submitted by- Mark Cowles, Div. 5 Clerk)

Division Six – Motor City Division (Wayne & Washtenaw Counties)

The Motor City Division had a great time hosting our 3rd annual MODEL RAILROAD SALE event at the Costick Center in Farmington Hills. We were the ONLY model RR event in January!! We had a very good spectator crowd and had sold out of vendor tables 2 months before the event. We'll be looking for a possible new location, that will allow more vendors for 2025. Our next big event is hosting the NCR Convention – **The North Central Express 2024!** We're looking forward to layout tours, OPS sessions, Yard sale, model displays and great clinics! Full information is in this issue of the HotBox. Registration is OPEN!! Looking just a bit further out... we'll be part of the NMRA National convention – STATION No.VI that the NCR is hosting. Plus our monthly meetings continue, local layout tours when possible and lots of fun and education. Everyone is welcome to attend! Our newsletter "On The Rails" and other information can be found on our website - www.div6-ncr-nmra.com (submitted by Barry Hensel, Newsletter Editor)

Division Nine – Southwest Michigan Division (Branch, Calhoun, Hillsdale, Kalamazoo, St. Joseph, and VanBuren Counties) Our winter activities included clinics on the G.R.& I., and the Manistee & Northeastern RRs followed by a clinic on adding "Smells" to your model train layout. Our spring activities start off on April 20th at the Kalamazoo Bridge Club when Norm Logan will be holding a hands-on clinic on weathering rolling stock. The May 18th meeting will be held at the Sturgis Area Model Railroaders club located at 101 S. Jefferson St. in Sturgis, Mi. and tentatively in June we are looking into taking a ride on the Little River Railroad in Coldwater. Updates to all of these and other activities will be posted in The Yardmaster, the Division 9 monthly newsletter and also on our website www.ncr-div9.com. If you would like to receive a copy of our monthly newsletter via email, please send your email address to alanwbau@gmail.com. (Submitted by Alan Bau, Div 9 Newsletter Editor)

Division Eight - Clinton River Division (Oakland, Macomb, St. Clair Counties)

This year we had several divisions, including Division 8, see some nice growth in our NMRA membership ranks. I'll attribute at least part of that Division 8 success to our new program which encourages our current members to bring new prospective members to our meetings. I think we sometimes underestimate how we can all be ambassadors for the hobby. With this in mind, and train show season entering full swing, I'm encouraging all our NMRA members to get the word out about local train shows in your area. Tell your friends, coworkers, neighbors or whoever else might be interested in the hobby when shows are being held in your area. With hobby shop numbers getting smaller and smaller, the "public face" of model railroading can be harder to find. Train shows can act as that public face and be a great way to get somebody interested in the hobby. As always, you're invited to join us at 7PM on the third Thursday of the month, please drop into the Troy Christian Chapel at 400 East Long Lake Road in Troy Michigan. Our NEW web site is, <http://div8.ncrnmra.org/> Our Facebook group is at www.facebook.com/groups/288929175921717/
(Submitted by Mark Mincek, Superintendent)

How about writing an article on your latest modeling project! Earn AP points! At the HotBox, WE NEED and WANT your articles!!

We are sad to report that members in the NCR have been lost. Our deepest sympathies go to the family and friends of our fallen members.....

ED BLACK, MMR – Ed passed on December 7, 2023. Ed Black was a Life member and supporter of the NMRA, Division Eight, NCR, and MMR #32. Ed was 94 years old and of sound mind to the end. In the early years before computers and printers Ed hand wrote in calligraphy achievement awards and certificates presented by the NMRA. He never doubted the value of the organization. He was a graduate of Albion College, a member of the Marines, where he played trumpet in the Honor Band, and an owner of Commercial Services until his retirement. He had a passion for boating having owned several boats and piloting one of them in 2000 from Michigan to Florida. He was a world traveler and sightseer, having visited over 55 countries. His greatest passion after retirement was playing jazz trumpet, where he led the Ed Black Jazz Band.




Ed Black, MMR

WILLIAM (BILL) NEALE, MMR, age 74, passed away Thursday, December 28th 2023. Bill was born in Toledo, OH, grew-up in Anderson, Indiana and graduated from Purdue University with a bachelor's degree in computer science, a major in math and computer science, and a minor in history. He put all parts of his degree to good use, working for GM, EDS, and HP, while maintaining his love of history through his hobby of modeling trains. His hobby would grow into fulltime fun and a business after retirement as he attained the title of Master Model Railroader (MMR #480) from the National Model Railroad Association. Bill had an extensive HO-scale model railroad in his basement. He was a true artist when it came to locomotive and train car painting and weathering. He loved to share his amazing wealth of knowledge concerning the Pennsylvania Railroad traveling the country giving presentations, publishing articles in model railroad magazines, and serving as the Central District Director of the National Model Railroad Association. He loved to host operating sessions in his basement with other train enthusiasts and loved to help others with their layouts. Bill was a friend to everyone, even strangers, always trying to crack jokes with waitstaff, nurses, and people in line next to him at the grocery.



Bill Neale, MMR

JOHN "AB9RZ" J REITZ, MMR 77, of Fort Wayne died December 28, 2023. He was a Vietnam veteran of the US Air Force and he retired from Dana after 40 years of service as an Estimator. He was a member of Saint Mary's Catholic Church and was a Fourth Degree Member of the Knights of Columbus. John was a member of the Allen County Amateur Radio Technical Society, Ft. Wayne Radio Club, ARRL, and the National Model Railroad Association. He achieved his MMR designation in 2002, as MMR #316. John was Division 3's first MMR. AB9RZ was his Ham Radio Operator's FCC license number & call sign. John was an avid ham radio operator. John helped resurrect the Northeast Indiana NCR/NMRA Division 3. Except for hosting the NCR convention in 1987, it had been dormant with few members and no activity. Today, the Three Rivers Division has over 60 members, is thriving and active. John hosted Operating Sessions on his "Broad Top Mountain" HO layout and was one of the first in our area to adopt Digitrax DCC. After taking down his layout, he became active a local N Scale club.



John Reitz, MMR



Walt Trancygier

WALTER JOHN TRANCYGIER, 74, of Saline, MI, passed away peacefully at home on January 5, 2024 after a long battle with cancer. Walt was passionate about flying and had a decades long career as a corporate pilot flying for Fortune 500 companies. His exemplary career was topped off with special recognition from the FAA. Walt was awarded "The Wright Brothers MASTER PILOT Award" for Fifty Years of Dedicated Service in Aviation Safety. He was, also, an avid train enthusiast and active member of the Blissfield Model Railroad Club.

Here is where your news items, rumors, and gossip of just about anything in the Model Railroading hobby can be reported. Whatever it is, send it to us and we'll let everyone else know!

BTR #1- We did get a few links to share, so we're passing these along....

Here's a video link from a friend of your HotBox Editor, who lives in Australia (they met at the 2007 NMRA convention in Detroit!) on a nice steam loco run in Australia... www.youtube.com/watch?v=Nj_heR0ikNI

From Stoney Creek RR Club member Perry Bilotta, some interesting/informative youtube video's on the large transformer loads. Check these out - www.youtube.com/watch?v=UHmIW9OS9RE

www.youtube.com/watch?v=bm6148ZZTdQ <https://www.youtube.com/watch?v=xIRb2TrtK7I>

The Lehigh & Keystone Valley model railroad club in Bethlehem, PA is an amazing model railroad! Here's a video by DJ's Trains about basic layout good practices, using that layout to show those practices...

www.youtube.com/watch?v=BXo9mtlzkIU

BTR #2- Well... here we go again... It's been posted and in the model news that Model Train Stuff.com is now closed completely. At first, the retail store was closed but online sales were continuing. Now, the entire company is out. Model Train Stuff was bought by Hatton's in England in 2023. It was announced in December that Hatton's was closing! Hmmm..... So very sorry to hear of another closing in our hobby!

BTR #3- THE 17TH MICHIGAN RAILROAD HISTORY CONFERENCE is scheduled to be held in the auditorium and atrium of the Norris Science Center at Albion College in Albion Michigan on Saturday, October 12, 2024. Please hold the conference date on your calendars. Registration materials with full conference details will be sent out well in advance of the conference. You may contact us with any questions or comments at Michigan.Railroad.History.Conf@gmail.com



BTR #4- MICHIGAN RAILROAD CLUB PROGRAM The Michigan Railroad Club will be meeting on the first Wednesday of each month at The Radcliff Center, 1751 Radcliff St. in Garden City, Mich. This is south of Ford Road and along Wildwood St. (east side of Wildwood). We will be meeting in a NEW Room #690. This can be accessed from the South parking lot through door RC-5. Enter from the parking lot on the West side of the building. ALL are welcome! Meetings will start at 7pm and end at 8:50pm. Here is the schedule –

March 06, 2024: *Mr. Tom Livesey with a program on Western Railroading.*

April 03, 2024: *To Be Announced.*

May 01, 2024: *A fine program by Gary Sample.*

June 05, 2024: *To Be Announced.*

For any other questions please contact: Kenneth Borg 3512 Merrick, Dearborn, MI 48124



BTR #5- Call for N-Scale T-TRAK Modules! It's here! The call for N-Scale T-TRAK modules! It is for those N-Scale T-TRAK modelers who will be attending the North Coast Limited convention, hosted by The North Coast Division of the NMRA Mid Central Region. The convention will be at the Crowne Plaza Hotel in Middleburg Heights, Ohio from May 16-19, 2024. If you have any questions, please send an email to both Ramhog Shearer ramhog5@aol.com and Frank Trocchia ftrocchi@yahoo.com Let us know you're coming! <https://forms.gle/RkKrdTWxcZetGDUr6>



BTR #6- IN MEMORIUM – We were very sorry to hear that Paul Gribbell, founder and owner of Chi-Town Station Model Railroad Museum in Commerce Township, passed away on Nov 19. Paul was 82 years old. He had worked for Ford Motor Company. His son Mike and the family are continuing to run Chi-Town Station, a very large O scale layout.




Paul Gribbell

DISCLAIMER!!- While we will try to verify most stories, the HotBox, HotBox Editor, NCR Board of Directors, its agents and representatives will not/cannot be held responsible for misinformation presented in this column.

North Central Region Spring Modelers Meet

Hosted by the Black Swamp Division (Div 1) of the North Central Region (NCR), NMRA



March 23, 2024 – Sylvania OH

Doors Open 8:00AM with activities into the evening. See website for details!
Sylvania Senior Center, 7140 W Sylvania Ave, Sylvania, OH 43560

Learn New Skills, Share Your Models, Share Techniques, Visit Layouts



This is a Model Railroading event!
Lunch options will be available on-site!



This event is open to ALL MODELERS - NMRA Membership is not required

SCHEDULED ACTIVITIES

Modeling Clinics – 9 clinics on 3 tracks to choose from on a mixture of subjects presented by modelers, historians, and industry experts.

Model Showroom – Bring your models (finished or in-progress) of locomotives, rolling stock, structures, dioramas, or scenery. All are Welcome! The showroom is about sharing the hobby in all its many forms. Freelance and prototype welcome.

Layouts and Displays - Small and modular displays will be available within the main venue. Operations are planned during the morning.

Layout Tours - Layout tours of local layouts will be available during the afternoon and evening.

Admission is \$20 at the door

17 and under free, all individuals 17 and under must be accompanied by an adult

All event activities (minus lunch) are included in one low price!

Advance registration is encouraged on the website at smm.ncmmra.org

This is NOT a swap meet!



Visit our website for more information
and event schedules
smm.ncmmra.org



Recent Spring Meet Updates...

Food Services Provided by PAWS SMOKE N GRILL

We are proud to announce Paws Smoke n Grill as the official on-site food service for the Spring Modelers Meet. Paws Smoke n Grill was voted one of the Best in Toledo for 2023 by the Toledo City Paper.



Clinicians Announced!

Our list of clinicians is very exciting! From scratch building to signal systems we have something for everyone. Nine clinics on three tracks are available. Check out the latest list and the schedule at the website!

Nine Layouts Open to Visit in the Afternoon!

We have some of the best layouts in SE Michigan and NW Ohio open for the afternoon. These includes highly detailed finished layouts, layouts designed for operation and even some large scale fun! All layouts are within 30 minutes of the primary venue, so you have time to see as many as possible.



Special Event Rate Secured for the Weekend

A special rate of \$109 has been arranged at the Marriott Courtyard Toledo Airport for those who wish to stay overnight on either March 22nd or March 23rd. See the website for the event code and a link for reservations.

smm.ncrnmra.org

It's AA time! No, not *that* AA, but the Ann Arbor Railroad. Enjoy these photos from 1981 and 2009. The bottom right photo is from your NCR President Rich Mahaney, taken in 2009 in Toledo at the AA yard next to the Jeep Plant. All other photos are from 1981 and some intense rail-fanning by Bob Graham. We're not sure who sent Bob's photos to us, or if Bob is still around, as it seems these have been in the HotBox files for many years. We hope you enjoy this look at a local fallen flag railroad.



Division Six of the
NCR- North Central Region of the
NMRA- National Model Railroad Association presents-



NORTH CENTRAL EXPRESS 2024

A MODEL RAILROAD WEEKEND CONVENTION!

THURSDAY - FRIDAY - SATURDAY - SUNDAY
OCTOBER 10-11-12-13, 2024
NORTHVILLE, MICHIGAN, USA




WELCOME to the NCR Model Railroad Convention, ***NORTH CENTRAL EXPRESS 2024!*** The convention is being hosted by DIVISION SIX, located in Wayne and Washtenaw counties. We are planning a great weekend of model and prototype railroading, just for YOU! Please access our website for all of the important information you need to help you to decide to attend this event. As you'll soon read, we're concentrating on having fun and learning all about model railroading! All you need to do is fill out the registration page, send it in with your registration fees and you'll be part of one of the greatest model railroad events in Michigan! Visit us online and register there using your credit card and PayPal security services! Come and join us for the ***MAXIMUM*** model railroad ***FUN***, all in one weekend!

Open to ALL model railroaders! You DO NOT have to be an NMRA member to attend!

EVENT HIGHLIGHTS INCLUDE-

- * Event site – Ward Church, Northville, MI
- * Event shirts available pre-order only
- * Special DAY PASS entry available!
- * Online Registration available on website!
- * Banquet Dinner on Saturday evening
- * Clinics on Friday and Saturday
- * Operation sessions available Thursday, Friday, Saturday
- * NO model contest – MODEL SHOWCASE – show off your work!!
- * Get a discount for participating in the Model Showcase!!
- * Model layouts to visit on Friday and Saturday
- * Prototype tours on Friday (if available)
- * Yard Sale of new/used model railroad equipment
- * Ask the Experts (MMR's) table
- * EVERYONE welcome to attend!



For more information or questions answered, contact -
Norm Logan, Chairman –
248-444-3491 nlogan114@wowway.com
Paul Lichau, Div 6 Superintendent -
734-878-5390 plichau@yahoo.com
Mark Ellis, Asst. Chairman -
734-536-5470 emark@sbcglobal.net
visit our web pages at- ncx24.ncrnmra.org

THE NCX TIMETABLE

Here is our proposed schedule for the **NORTH CENTRAL EXPRESS 2024** model railroad convention-

THURSDAY, October 10

Operating Sessions by pre-register only

FRIDAY, October 11

Registration

NCR annual Board Meeting

Prototype Tours

Yard Sale/Model Display Room

Clinics/Workshops

Layout tours starting

Operating Sessions by pre-register only

SATURDAY, October 12

Registration

Clinics/Workshops

Model Display Room

Layout Tours

Operating Sessions by pre-register only

Dinner & Speakers

SUNDAY, October 13

Layout Tours

As you can see, we've packed as much model railroading as possible into one weekend, all for YOU! To participate in all of this, just fill out the registration form, send it in with your fees and you will have a great time! A pre-convention info package with the final schedules, clinic schedule and topics and any other late information will be mailed/emailed to you starting early September. You can also get updates on our website!!



THE SITE & HQ HOTEL

For the **NORTH CENTRAL EXPRESS 2024** we have secured an excellent convention site – Ward Church! Here, we have lots of space and meeting rooms for clinics, registration, model displays and more. We are at Ward Church on Friday and Saturday. Ward Church is conveniently located on 6 Mile Rd just west of I-275 and Haggerty Rd.

Ward Evangelical Presbyterian Church

40000 Six Mile Road Northville, MI 48168

248-374-7400 www.wardchurch.org

Since our convention HQ is at Ward Church and the location is NOT at a hotel, you are free to get your best deal on any

local hotel you may want to stay at. We suggest you try trivago, priceline, orbitz or any of the online tools for good hotel rates. The hotels that are closest to Ward Church are-

Marriott Livonia 734-462-3100; Livonia Holiday Inn 734-464-1300; Best Western 734-464-0050

Note- we have NOT reserved any special prices or room packages at any local hotels.



CLINICS/WORKSHOPS

We are planning on a full weekend of clinics/workshops at the **NORTH CENTRAL EXPRESS 2024**! Starting on Friday night and continuing Saturday morning, we expect to have 20+ different clinics/workshops. Some will be presented twice, allowing you to see as many as possible. We're working very hard to get you the best and most interesting clinics/workshops we can! A final schedule of the clinics/workshops will be posted on our website and be included in your pre-convention info package, mailed/emailed to you in early September 2024, when you pre-register for **NORTH CENTRAL EXPRESS 2024**!

PROTOTYPE TOURS

We are hoping to have several tours available on Friday. We have contacts at several local businesses that use railroads to bring in or carry out goods and services, which should prove interesting to see. Pre-registration, a limit on how many people can attend and an additional charge may be required for some of the prototype tours. Information will be included in the pre-convention info package sent to all registrants in early September, when you pre-register for the **NORTH CENTRAL EXPRESS 2024**!

OPERATING SESSIONS

At the **NORTH CENTRAL EXPRESS 2024** convention, we will be providing a schedule of layouts that will be available for OPS Sessions, in your pre-convention info package. Then you will have to pre-register for the session(s) you wish to attend. Send in right away as space will be limited. OPS sessions will take place at the Layout Owners discretion and are being planned for Thursday, Friday and Saturday.

YARD SALE

At the **NORTH CENTRAL EXPRESS 2024** convention, we will be having a YARD SALE of model railroad items. This will be new/used items that registered participants bring in to sell to other registered participants! The Yard Sale room will be open on Friday and Saturday. There is only a 10% commission on all sales, back to the NCX. You can find that wanted loco or boxcar by attending the **NORTH CENTRAL EXPRESS 2016**!

LAYOUT TOURS

The SE Michigan area is a hotbed of model railroad activity and we have some of the best layouts anywhere! We should be covering all the major scales and maybe even a few obscure ones! The layouts presented for the weekend range from completed to just under construction. This will allow you to view all phases of layout construction and to learn as you ask the owners questions about their layouts. Our website will be listing some of the available layouts as we confirm them - ncx24.ncrnmra.org. A complete convention booklet with all the layout locations and open times will be given to you when you check in at our registration desk, when you arrive for the **NORTH CENTRAL EXPRESS 2024**!

AWARDS DINNER & SPEAKER

Division Six will be hosting a dinner on Saturday evening. However, it will be shorter, early and ALL you can eat! At Ward Church we'll be hosting a spaghetti dinner with dessert and refreshments included. We're on for 5pm to 7pm, which still gives you lots of time for layout tours, and on a full stomach! We will have a guest speaker at the dinner too. Any modeling-photo awards will be awarded and any last door prizes given out. We'll also hear from a few local speakers, including Rich Mahaney, NCR President. We will be limited to 150 people, and you must pre-register for this activity. No tickets will be available after October 1, 2024, so sign-up early for the **NORTH CENTRAL EXPRESS 2024**!

MODEL SHOWCASE & PHOTO CONTEST

There will NOT be a model contest at the **NORTH CENTRAL EXPRESS 2024** convention! However, we will be offering a **Model Showcase Room**, where anyone can bring a model (or several) to display. Bring a model to show and get a discount!! (see registration form) NMRA AP judging is available on request. The Model Showcase room will be open Friday and Saturday. We'll give out any NMRA Certificates, Awards and ribbons at the Saturday night dinner at the **NORTH CENTRAL EXPRESS 2016**



Structure Award Winner 2008 - John Bussard

NCX SATURDAY DAY PASS ENTRY

For the **NORTH CENTRAL EXPRESS 2024** convention, we have designed a special rate for those who have never attended a convention before. The NCX ONE DAY PASS ENTRY allows any person to register for only \$40. This will permit any person to attend any of the clinics on Saturday morning and five layouts during the afternoon. The ONE DAY PASS will **NOT** include prototype tours, operation sessions, Friday or Sunday tours, or any door prizes. It's a great way to "get your rails wet"!!

NCX PRE-CONVENTION INFO PACKAGE & WEBSITE

For the **NORTH CENTRAL EXPRESS 2024** convention, we will be mailing/emailing all pre-registered participants a PRE-CONVENTION INFO PACKAGE. This will have the schedules for the clinics, proto-type tours and operating sessions. A form will be included for you to fill out and send back in order to register for the proto-type tours and operating sessions. This Package will be mailed to you in early September 2024. Some of this information will also be posted on our website - ncx24.ncrnmra.org

NCX - NORTH CENTRAL EXPRESS 2024 REGISTRATION FORM & INFORMATION

Name						Spouse		
Address								
City						State		
Phone						Zip		
email								
NMRA No.		Region		Div		MMR		

REGISTRATION FEES

on or before September 25, 2024 - NMRA member
on or before September 25, 2024 - NON NMRA member
after September 25, 2024 - NMRA member
after September 25, 2024 - NON NMRA member
on or before October 13, 2024

how many

\$65

\$75

\$75

\$85

One Day Pass = \$40

REGISTRATION - is per person for anyone over 18 years old that will be participating in the convention activities. Spouse is free if ONLY attending layout tours and/or dinner. Children under 18 years old are free for the weekend and welcome to attend convention activities with a paid adult.

Dinner - SPAGHETTI DINNER!! Everyone (including children under 18) must pay for dinner if you are attending. This also includes our Keynote Speaker and Awards presentation. **NOTE- cut-off date for dinner is October 1, 2024.**

Event Sweat shirts are cotton/poly blend, green in color with the NCX logo embroidered in color on the left side

Event polo shirts are 35-65% cotton-poly no pocket shirts, green in color with the NCX logo embroidered in color on the left side **NOTE- cut-off date for ordering shirts is September 10, 2024. There will be NO shirts available at the convention!**

Model Showcase Discount!!

If you bring a model to display in the Showcase room, we will give you a \$5 discount on your entry to NCX-24! NOTE - you do NOT get \$5 per model!! Only ONE discount per person no matter how many models you bring. Discount to be given at Registration!

ONE DAY PASS - is for Saturday only and includes all the clinics that day and 5 layout tours.

EXTRA BOARD

how many

Dinner per person		\$25		
sweat shirt	small	\$34		
	medium	\$34		
	large	\$34		
	X-large	\$34		
	2X-large	\$34		
	3X-large	\$34		
	4X-large	\$34		
polo shirt	small	\$32		
	medium	\$32		
	large	\$32		
	X-large	\$32		
	2X-large	\$32		
	3X-large	\$32		
	4X-large	\$32		


TOTAL

Payment to be check or money order made out to- **NMRA DIVISION 6**

Send registration form with payment by October 1, 2024 to-

NCX Registrar 35684 Camden Ct Farmington Hills, MI 48335

ON-LINE registration available until October 7, 2024 at ncx24.ncrnmra.org

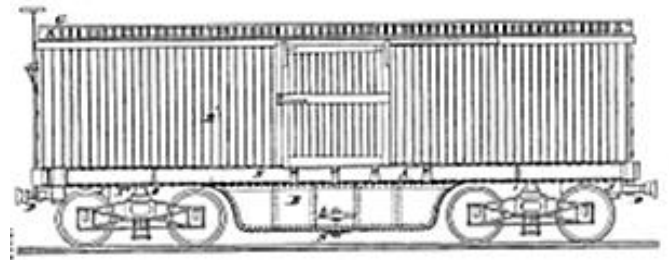


A HISTORY OF COMBINATION TANK CARS

When railroad construction began in the United States in the 1830s, bulk liquids were shipped in barrels, an inefficient and uneconomical arrangement. By the late 1860s modern tank car designs emerged, with a horizontal tank made of iron. These boiler tank cars, as they were called, solved the technical problems of shipping bulk quantities of liquids by rail, but operational problems remained. Railroads weren't enthused about tank car ownership for a number of reasons. They favored versatile cars that could accommodate a variety of loads while tank cars were suited only to liquids. Tank cars were also "one way" cars that were usually returned empty, an expense the railroads didn't want to bear. And, where the cost of a standard boxcar held steady at about \$500 for much of the late nineteenth century, a tank car could easily cost \$800. Railroads weren't about to pay a hefty premium for cars with such limited utility. The railroads dealt with this situation as they did for other expensive, specialized cars such as refrigerator cars. They didn't buy them, but fobbed the cost off onto private car lines or the shippers themselves.

While this solved the tank car problem for the railroads, it didn't address the cars themselves. But there were plenty of inventors who had ideas on the subject and were more than happy to give their attention to the design of tank cars. Their creations were called combination tank cars. Combination tank cars took two general forms. Some had ordinary box or other type car bodies mounted on a frame with a built-in tank. Others were boxcars with internal tanks as well as general freight compartments. The object of all these designs was to allow the shipment of general freight along with liquids and/or to permit the car to carry a load on the return trip.

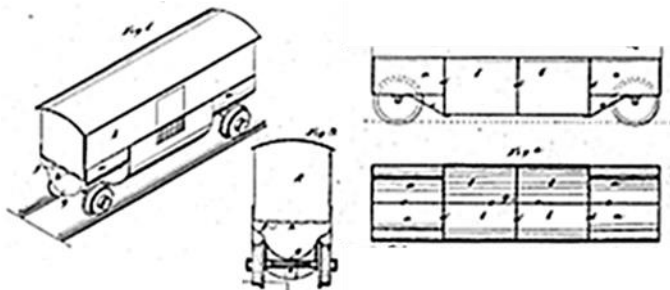
Some of the earliest tank car designs were actually for combination box/tank cars. J.F. Keeler's 1865 design is typical of the type. It features a box body mounted on an underframe where part of the tank is slung down between the wheels. Like many combination tank car designs, there is no surviving record of any having been built. One reason for this may be that the inventor had neither the connections in the railroad industry nor the private resources to get his design off the paper and onto the rails.

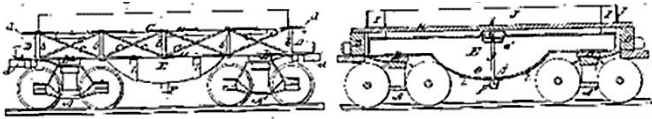


This was not the case with this design from Horatio G. Brooks, the proprietor of the Brooks Locomotive Works of Dunkirk, New York. Brooks was an industry insider who had the means to construct a car to his own design. The photo below shows the one and only car built to Brooks's patent.

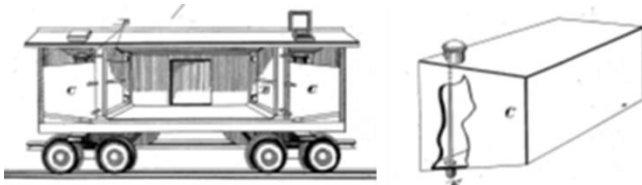


This car was in revenue service for only a very short time. Its story was documented in The Railway Age journal for September 19, 1902. In October, 1876, the car was loaded at Cleveland and dispatched to a customer in San Francisco. But at Council Bluffs, Iowa, the Union Pacific refused to accept the car for interchange. It was returned to Dunkirk and the idea of using such a car was given up. The car languished at the Brooks works for years until the boxcar body was removed and the car used for moving heavy material around the shops until 1902 and possibly later.





A patent issued to A. P. Odell in 1875, two years before Brooks' patent, shows a similar car but with a gondola body. In 1883 the Standard Oil Company purchased Odell's patent rights for a few hundred dollars. Within a few years, according to one source, Standard's Union Tank Line (UTL) subsidiary operated a fleet of 500 of them in the west coast trade. They returned with lumber loads, thus saving Standard Oil the \$105 the western railroads charged for each empty tank car back haul. At this time California was a strong market for petroleum products. It was known that California had large oil reserves but they hadn't yet been developed. When they were, there would no longer be a need to ship products from the east. The Odell cars, then, were a stopgap measure until the west coast achieved petroleum self-sufficiency.




The patent shown above, issued to M. C. Brown in 1879, shows a different kind of combination tank car. In this design, a pair of tanks is housed in a conventional boxcar body. They are separated from the central freight space by partitions that can be removed to perform maintenance on the tanks. Each tank has a filler that is accessed through a hatch in the roof. The photo below, from the collection of the Denver Public Library, shows a UTL car in a Pueblo, Colorado freight yard that appears to be built to Brown's patent.




It seems likely that UTL, as the largest operator of tank cars in the country, would also be the largest operator of combination tank cars. But, how many

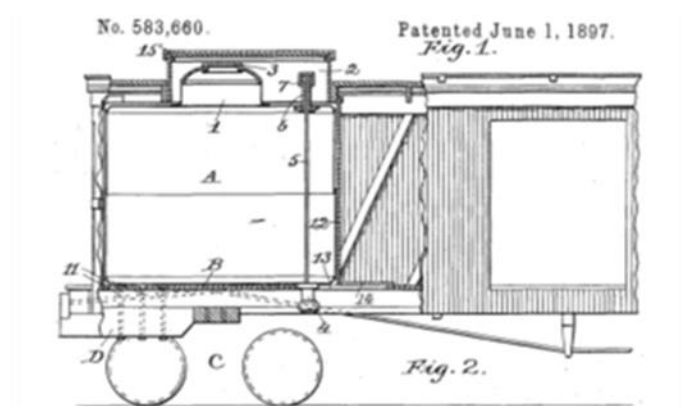
of these cars did UTL have? In the June, 1891, Official Railway Equipment Register (ORER), UTL has 200 combination box and tank cars, numbers 1001 to 1200, listed. No combination gondolas are shown, so the Odell cars must have outlived their usefulness by then. But the UTL entry from the August, 1910 ORER shows no combination tank cars. What happened to them? Probably, most were scrapped, but three were purchased by the California Western Railroad & Navigation Company.



CWR&N No. 400 shows the same small side ventilators as UTL No. 1033.



CWR&N No. 7, with the boxcar body removed, reveals two horizontal tanks. And it is slightly swaybacked in spite of having very heavy side sills.



C. L. Rogers' 1897 patent shows a similar car but with cylindrical tanks standing on end, each having a dome protruding out of the roof and enclosed in a cupola. This patent is not for a combination tank car as such, but for an improvement to the "ordinary" type of combination tank car. In Rogers' design the tank can be shifted away from the car end to allow access to the bolts that attach the draft timbers to the car's center sills. Without Rogers' improvement it would be a major job to replace the draft timbers in the event of damage to them from a wreck, or even from rough switching. But with Rogers' improvement it is a simple matter to remove the freight compartment partition and shift the tank, once it's empty, of course! Rogers' patent was assigned to car builder Murray, Dougal and Company of Milton, Pennsylvania who produced a "Standard Combination Box and Tank Car for Pacific Coast Trade". Here is a brief look at some examples of this type of combination tank car.



The long cupolas show Pennsylvania & Delaware Oil Company No.119 to have been built to C.L. Rogers' patent.



Bear Creek Star Line No.16 is an unusual variant on the tank-inside-a-boxcar type of combination tank car. Here the tank is in the center with a small freight compartment at each end of the car. It's hard to imagine the purpose of this feature since it seems to put the heavy tank in the worst possible location relative to the car's structure.



Arctic Oil Works No.502 is not a Rogers patent car as can be seen by the short roof cupolas. The Arctic Oil Works entry in the June, 1896 ORER, shows that the company owned twelve similar cars. Arctic Oil works was a dealer in whale oil.

This survey of combination tank cars can be ended by answering two questions about their place in American railroad history. First, why were they designed? They were designed to fill the short term need for a tank car for transcontinental service that could return east with a load. When the California petroleum industry developed sufficient capacity to meet the needs of the west coast, combination tank cars were no longer needed. And second, how many combination tank cars were built during this short window of their popularity? The largest user of combination tank cars, by far, was Union Tank Line. A look at their ORER listings shows no more than a thousand combination cars including both Odell gondola/tank cars and various types of box/tank cars. All the other users of combination tank cars seem to have had small fleets of them, amounting, in total, to perhaps not more than a hundred of them, at a guess. With such a small number built, it's no wonder that combination tank cars remain an obscure, but fascinating, side note on the American railroad scene.

SOURCES

- Carr, Albert Z. John D. Rockefeller's Secret Weapon, New York: McGraw Hill; 1962
- Folk, Homer F. Milton Car Works, Milton Pennsylvania, Montoursville, Pennsylvania: Self Published; 2000
- White, John H., Jr. The American Railroad Freight Car, Baltimore: The Johns Hopkins University Press; 1993, ISBN 0-8018-4404-5

NOTE- John Bopp is a Division 6 member and has been our "historian" for several years, giving our members interesting railroad related history lessons nearly every meeting. The HotBox will be featuring many of his lessons. Thanks John!

STATION No. VI 2025 NMRA CONVENTION!

NCR NEWS

With the holidays past it is time to get going on the planning for Station No. VI. The most difficult item was addressing the death of Bill Neale. Bill had taken on the role of back up for Byrne Blumenstein on the Registration team. Of all of the teams, registration will be the largest team with the most difficult and busy activity. In addition, with Bill's experience he was generally a great asset to the overall activity. I am very pleased to announce that Doug Tagsold has agreed to take over Bill's responsibilities. Doug is an incredible builder of wonderful layouts, ran his own business for many years, has coordinated operating sessions for modelers from around the country and is a great communicator. He is a welcomed addition to our team.

Since the first of the year there has been activity on several teams. Contact has been made with five additional hotels for the remainder of the rooms we expect to need. The first offer has been received and we will execute that contract shortly. It should be noted that these contracts remain the responsibility of the National, but since we are here we are making the arrangements that lead to the needed contracts.

Discussions have taken place with the team working on layout visits and operating sessions. We are nearing our goal of a minimum of 50 layouts for visits. Interestingly we are even finding layouts that have not been known to us. Please remember that the layout owner does not have to be a NMRA member to have their layout open. They only have to sign a simple insurance waiver. I invite anyone who is aware of a layout, that would be an asset to our convention, but has not been commonly known, to let Jay and Brook Qualmann know about the layout.

A great Zoom meeting was held by the Clinics team. Attending the meeting was the Clinics chair from the recent Texas convention. While we found that much of our planning is consistent with the activities in Texas we did get some new items to think about. Perhaps one of the best ideas was to have a clinic room set up, with appropriate equipment, just for clinics covering technical topics.

We are at a point where we need to start regularly adding to our website. We are getting a significant number of subscribers that need to see what we are working on. To that end each of the teams is encouraged to regularly update the website team with news.

The next few weeks should see a map of the hotel facilities that designates the use of each room at each time slot. Most of the work is complete, including feedback from Modeling with the Masters, several SIG organizations and others. While the hotel is not large it will meet our needs. It may be a little cozy, if we meet our registration targets, but it should be fun.

Other activities to be addressed, in the near future, include the budget and the establishment of convention registration pricing. This is obviously an important task. There are a number of teams that need to start their planning and team building. Overall, the planning for the convention is proceeding consistent with our needs and plan.


Scott Kremer MMR, Chairman, Station No. VI, 2025

STATION No. VI CALLING ALL MODULAR LAYOUTS!

The Station No VI NMRA National Convention is coming in July of 2025. We are looking for Modular and Sectional layouts to display at the National Train Show. This is a three-day event, Friday through Sunday with set up on Thursday. If your group is interested in participating, contact John Young at cdjhyoung@yahoo.com for further information.

STATION No. VI CALLING ALL CLINICIANS!




The Station No. VI 2025 NMRA Convention, Clinic Committee is looking for clinicians that would like to participate in clinic presentations during the National Convention. If you would like to join us, please contact Andrew Keeney at hunter48820@yahoo.com for further information.




3D PRINTING FOR MODEL RAILROADING

NCR MODELING


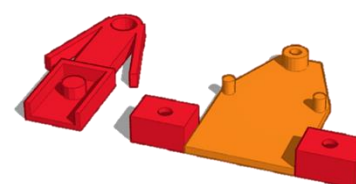


This article will discuss some of the basics of 3D printing and how it can help you in your model railroading! Some of the things we'll be looking at include – Why? - CAD programs - How to Design parts - Printers and costs. While I am no expert, I have had 3D printing done to make parts needed for builds. It's relatively easy and fun! Let's take a look..... WHY? 3D printing can be used for special projects, parts that are needed and not made and repetition. Here is one example of special parts that are needed for a project that are not currently available. Special windows were needed for a roundhouse modification. The model originally had 3 windows but the project called for only two large windows. The roundhouse also had several roof vents on each stall. Instead of cutting tubing and styrene to make vents, it was easier to design and 3D print them. This is where 3D printing does well in repetition of the same part!



To do 3D printing your part must be drawn on a CAD (Computer Aided Design) program. A CAD program allows you to use basic shapes and make them into more complex parts. It then makes a digital file that the 3D printer understands to make that part. FREE CAD programs – TinkerCad, AutoCad Student version, FreeCad, Sketchup Free. Lots of programs are available, each have a training time to learn, try several to see which works best for you.



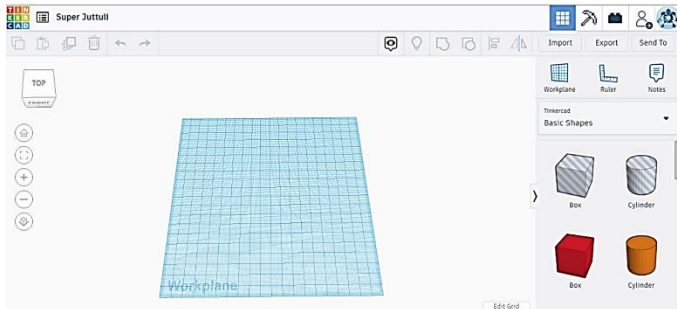
There are also more advanced programs – Autocad and Solidworks. Some of these must be purchased, but they are so much more powerful than the free programs, giving lots more detail to the models! I have found that TINKERCAD is working well for me, even though I used a professional CAD program (Unix-NX) while working at GM in transmission design. Here are a few items I designed in Tinkercad..... wood pallets, Hershey street lights (non-working) and a coupler pocket for long freight cars (Walthers used to make these).



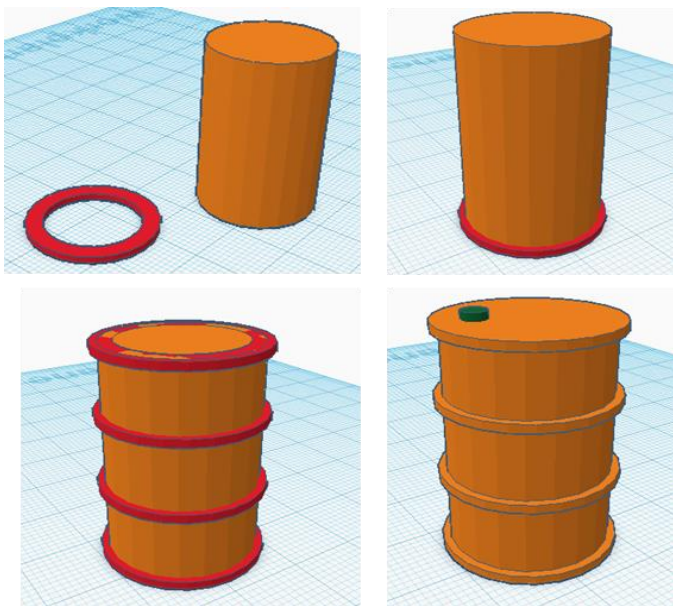
3D PRINTING FOR MODEL RAILROADING

NCR MODELING


As mentioned, I have found I can get decent results using TinkerCad. TinkerCad uses basic shapes to make a part, by adding shapes together or subtracting shapes to get your final design. Here is what TinkerCad looks like when you start a part....



Let's look at how to design and make a part. When you think of a part you want to have printed, think of it's basic shapes. Let's look at an oil barrel.... It's basically a cylinder and some rings!




Another aspect to consider, and an important one, is that filament 3D printers cannot print "in space" (unsupported). By that I mean that overhangs or arms sticking out cannot be printed. Very small overhangs, like the oil drum rings, are possible, but usually there is a 1-5mm size limit. A pallet sits like this and the cross boards would be "in space" if we tried to print it the way it sits on a floor. Thus, the pallet is printed in this configuration.



Yes, the fork slots are "in space" but are just small enough to be printable.

Another way to get parts is a website called THINGIVERSE. This is a huge deposit of already designed parts. You can download the part file and print it yourself, or have it printed by another source. It is NOT a cad design program, just a repository for already designed parts that are shared freely! <https://www.thingiverse.com/> Another way to get parts is to have them printed at a commercial printing service. Shapeways has become the predominate service for 3D printing. You can upload your file, or perhaps someone else has designed the same thing you are looking for. In that case, you simply order the part from Shapeways. You can select color and type of materials. <https://www.shapeways.com/>

PRINTERS - There are MANY printers on the market! Prices have reduced greatly as time goes on. A very good printer can be purchased for only \$200! This is a printer that will do most anything you need. BUT, better printers also mean better parts! There are also two different type of printers – filament or resin printers. With most printers, objects can be scaled up/down so only one cad file is needed for multiple scaled objects. Filament printers use a plastic "thread" that is feed into the print head to make parts. Many different types of filaments are made including flexible types. PLA is the most commonly used filament today. Filament Printers do very well for most parts. Minimal clean-up is required.



3D PRINTING FOR MODEL RAILROADING


NCR MODELING

The models featured in this article... pallets, couple pockets, roof vents are all examples of what a filament printer can do.

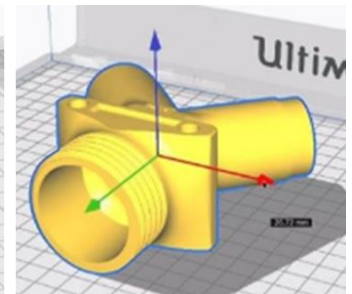
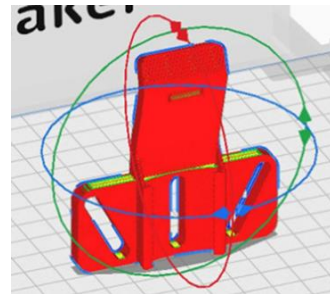
Resin Printers use a liquid resin that is then fused together to make the part. Resin Printers do better detailing, but are messier to use and maintain. Resin printed parts can also be more brittle, making them more delicate to work with. There is also more clean-up of the parts and the printer itself.



Because a resin printer is quite a bit smaller than a filament printer, the part is printed on an angle and supports are automatically created to support the part during the printing process. Here is an example of resin printed parts..... a current project is to try for my Locomotive AP certificate. You have to scratch-build one loco. As mentioned, 3D printing is allowed, as long as you do the CAD work. Here is an industrial switcher design, all resin 3D printed. Chassis, body, cab roof, long hood top and cab interior.



How do you get the cad file printed? There is a program called CURA. Cura is the world's most popular 3D printing software. Prepare prints with a few clicks, integrate with CAD software for an easier workflow, or dive into custom settings for in-depth control. It is the software IN the printer that makes your cad file printable. It allows us to move the project not only every direction, also you can change the size.



Cura slices 3D models. In other words, it translates your 3D printing file (containing a 3D model you drew in CAD software) into G-code. G-code is the language your 3D printer understands, with the sliced file containing print instructions for your 3D printer. Cura is free. Just download it or your printer may already come with it installed.

I am no expert, but have some basic knowledge that I hope you found useful. Don't be scared of 3D printing as I believe it is a great tool for our modeling! Should you invest in a printer? Or is having a service do your printing for you better? It will depend on what you foresee as your printing needs. Have fun and keep modeling!!

Barry Hensel, Div 6

We are sad to report that we have lost another model railroading pioneer and one that was local.....

JAMES DONALD HEDIGER, 82, passed away peacefully on February 9, 2024. He was born July 28, 1942 in Evanston, Illinois to Elenore and Norman Hediger. Jim grew up in Dearborn, Michigan. His lifelong love of trains began by crossing the alley to explore, and later work in, the hobby shop on the corner named Star Hobbies. His professional career started as a shop teacher in Detroit that resulted in many entertaining stories of those experiences. He met the love of his life, Judy Haggerty, when they both stood up in their friends' wedding. They were married in 1968 and had three children. The family relocated to Wisconsin when Jim accepted a position with Kalmbach Publishing's Model Railroader Magazine.



Jim worked at the magazine for 43 years, making countless friends and being a pioneer in the model railroading hobby. His helix double decker layout design was one of his crowning achievements. Jim never tired of meeting his fans during train conventions, welcoming visitors in his home to see his train layout, or stopping at all of his favorite hobby shops around the country. Always a quick wit with a wonderful sense of humor, Jim had a way with words. Whether writing his monthly columns, product reviews, or "strongly worded letters" when taking on an injustice, his voice could be heard coming from the page.

Jim was a tireless family man. With three children in sports, Scouts, band, and other activities, he always managed to be in the stands cheering them on. He was the strong and steady type, gently applying mercurochrome to scraped knees, pulling out splinters, and helping with homework and projects whenever needed. He never failed to warn his kids about the "Pewaukee heroes" that liked to give out speeding tickets on the nearby roads as they bounded out the door with keys in hand. He was always so proud of his children and grandchildren, and was quick to tell anyone that would listen about them. Jim will be missed by many. Whenever a train can be heard in the distance or seen rumbling down the tracks, he will be remembered. As Jim steps off this train of life, he leaves behind wonderful memories for his loved ones to cherish.

THE RAPIDO BUS IS COMING!

Mark your calendars!! **Wednesday, March 27, 2024** at approx. 5:30pm, the Rapido Bus will be stopping at the Rider's Hobby Shop in Flint, Michigan. You can meet and talk to the Rapido reps as they are stopping along their route from LA to home in Ontario! The Flint stop is their last in the USA. Here is the schedule.....

MARCH 17 – LOS ANGELES, CA 6 PM PST – California Southern Model Railroad Club

MARCH 18 – PHOENIX, AZ 4 PM MST – McCormick-Stillman Railroad Park

MARCH 19 – BELEN, NM 4 PM MST – Southwest Model Railroad Museum

MARCH 21 – DALLAS, TX 5 PM CT – Discount Model Trains

MARCH 22 – OKLAHOMA CITY, OK 5 PM CT – Oklahoma Model Railroad Association and Museum

MARCH 23 – TULSA, OK TBA CT – Indian Nations Division of the NMRA, Booth TBA

MARCH 24 – ST. LOUIS, MO TBA CT – LOCATION TBD

MARCH 25 – LOMBARD, IL 4 PM CT – Lombard Hobbies

MARCH 26 – CHICAGO, IL 5 PM CT – Des Plaines Hobbies

MARCH 27 – FLINT, MI 5:30 PM EST – RIDER'S HOBBY SHOPS

The bus is a classic GM Fishbowl design, painted in the GO commuter train paint scheme. Rapido is also producing a model of the bus! Go to their website for more details on the trip and bus!

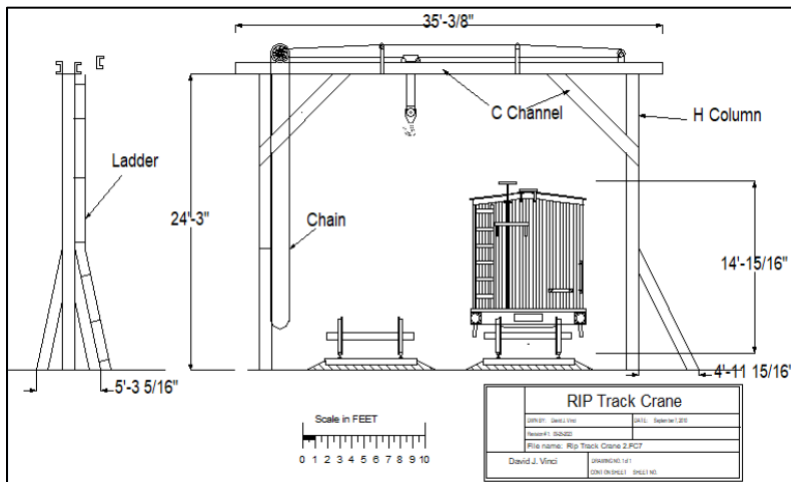


https://rapidotrains.com/rapido-s-big-american-bus-trip-march2024?utm_source=acs&utm_medium=email&utm_email=barry76lt%40wowway.com&utm_campaign=ADV00_MRR_240206_634510_0000000000_Rapido&utm_eid=barry76lt%40wowway.com&utm_store=us

BUILD A RIP (REPAIR IN PLACE) TRACK Here are 3 photos of the RIP track I built for my model railroad. All you really need is a track in your yard area that will hold an average freight car. In my case, I picked the service track that ran behind the Coal tower and Sand facility. You will need a crane substantial enough to lift a freight car off its truck on at least one end. This was done by rigging a sling around one end of the car and using the crane to do the lifting.



There are lots of possible variations in design and details. For instance, you could have 2 cranes, one to lift the car and another to lift the trucks. Maybe the 2nd crane is a different type of crane. Maybe the crane and the rigging are both electric. I chose to have a chain fall to move the horizontal position of the lifting hook and just made the operation of the hook electric. Other details could include trash drums, spare trucks or wheelsets, step ladders, sawhorses, lumber, hand tools and some employees hard at work or gold bricking. I added an outhouse nearby. Use your imagination and have fun with it. If you have the space, you could also have 2 tracks as the drawing below shows. The drawing is made to show some of the possible construction details.



This article appeared in the Division 9 newsletter *The Yardmaster* in October 2023.



HobbyTown
Play Smart

21770 W 11 Mile Rd • Harvard Row Mall • Southfield, MI 48076-3718
 P 248.864.5277 F @hobbytown.southfield E mtHobbyTown@Ameritech.net

Whistle Stop Hobby & Toy, Inc.

Over 40,000 fun items for the
ENTIRE family!!

21714 Harper Ave.
St. Clair Shores, MI 48080

p: 586.771.6770
f: 586.771.3207



www.whistle-stop.com



35101 Ford Rd
Westland, MI 48185
734-722-5700

33350 W Nine Mile Rd
Farmington, MI 48336
248-919-0040

1480 Washtenaw Ave
Ypsilanti, MI 48197
734-961-7575

12020 Fort St
Southgate, MI 48195
734-250-7382



43055 Van Dyke Ave
Sterling Heights, MI 48314
586-254-1600



Mon-Fri 10am-8pm
Sat 10am-6pm (Flt)
Sat 10am-7pm (GR)
Sun 12pm-5pm

2061 S. Linden Rd Flint, MI 48532
810-720-2500

2055 28th Street SE Grand Rapids, MI
49508 616-247-9933

OTHER HOBBY SHOPS in the NCR - Whistle Stop Hobbies & Crafts, Decatur, IN - Phil's Hobby Shop, Fort Wayne, IN - The Gladieux Train Depot, Oregon, OH – Carlton Hobbies, Waterford, MI
Please visit your local hobby shop!

HOBBY SHOP NEWS - Unfortunately, we have lost a hobby shop advertiser. Carlton Hobbies is still in business, has a small train selection and is a good source for paints and tools, but has elected to not sell the HotBox going forward. We have relisted Nankin Hobby in Westland, as even though they do not have a train department, they too are a good source for paints, tools and basic supplies! Plus, they still sell the HotBox!

If you have a story about a local hobby shop giving you over the top service, let us know!!

THANK-YOU to our hobby shops for your support by selling the HotBox in your stores!

NCR SCHEDULE

NCR DIVISION meetings

NCR INFORMATION

Division One Black Swamp Division (Northwest Ohio and Michigan Lenawee and Monroe Counties)

We meet at the Proclaim FM radio station community center at 7112 Angola Rd., Holland, OH 43528. Meetings are held on Friday evenings once a month from September - May. During the summer (June - August) we will have a field trip to a rail museum, prototype site, layout tour, etc. The exact schedule, information about our activities and our monthly publication, the Train Order, are posted on our website at <http://div1.ncrnmra.org>

Division Two - Tip of the Mitt (Northern Michigan) Twenty-four counties, both north and south of the Mackinac Bridge. Meetings are held in Traverse City on the third Saturday of each month. Members come from as far away as Harbor Springs, Presque Isle, Gaylord, Cadillac, and Northport to join us in person. We also go hybrid, connecting by Zoom. To request meeting invites and our quarterly newsletter, email our Asst Superintendent, jens.hensel50@gmail.com

Division Three 3 Rivers Division (Fort Wayne, Indiana and western Ohio)

Our meeting schedule is the 3rd Monday of the month with Zoom meetings in January, April, & October, In person meetings in February, May, August, & November with various meeting locations, & Operating Sessions in March, June, September & December at various members homes. Any updates/changes can be found on our website: <http://div3.ncr-nmra.org>

Division Four Grand Rails Division (Grand Rapids and western Michigan)

We meet monthly using locations in Holland and Grand Rapids. All meetings start at 10am and details to be determined. For additional information contact Superintendent Mark Baldwin grandrailsdiv@outlook.com or 616-258-0110 or visit the NEW division website at - <http://grandrailsdiv4.org>

Division Five Capital Division (Lansing and mid-lower Michigan)

Meets at 1pm, on the SECOND Saturday of each month at the Meridian Township Fire Department event room in Okemos. We meet September to May with additional activities added through the year. Please check our website or contact the Supervisor for meeting location. <https://nmrancrdiv5.com/>

Division Six Motor City Division (Wayne & Washtenaw Counties)

Meets at 7pm, on the THIRD Friday of each month at the Livonia Senior Center, 15218 Farmington Road, one mile north of the I-96 Jefferies Freeway, Livonia. Division 6 meets year-round. www.div6-ncr-nmra.com

Division Eight Clinton River Division (Oakland, Macomb and St. Clair Counties)

Meets at 7:00pm, on the THIRD Thursday of each month at Troy Christian Chapel, 400 East Long Lake Road, between Rochester and Livernois Roads, Troy. Division 8 meets year-round. <http://div8.ncrnmra.org/>

Division Nine SW Michigan Division (Branch, Calhoun, Hillsdale, Kalamazoo, St. Joseph and Van Buren Counties)

We meet monthly on the 3rd Saturday of the month, except in July and August. Monthly meetings start at 9:30AM at one of two locations (check website for meeting location each month). Our meetings typically include a clinic and/or layout tour(s). Visitors are always welcome. For additional information contact Garry Johnson, Superintendent at 269-365-6777. Our website is <http://ncr-div9.com>

Division Ten Ten Wheelers Division (Shiawassee, Genesee, Lapeer Tuscola, Sanilac and Huron Counties)

Meets the FOURTH Thursday of each month at 7 PM at Dalton Airport on Pierson Road in Flushing. We meet in the meeting room of Experimental Aircraft Association Chapter 77. Contact Superintendent, Wayne Wilder 989-823-3409 or ncrdiv10@gmail.com for directions to the meeting location.

OTHER GROUPS meeting in the NCR AREA There are MANY rail organizations in the NCR area. They can be found at www.michiganrailroads.com www.ohiorailtourism.org www.irtg.org

YOU should join and attend your local NMRA/NCR/Division meetings and activities! Get the most out of your hobby – participate often!!

NCR TIMETABLE EVENTS!

NCR AREA EVENTS

NOTE- Events listed have been compiled from listings on www.trainshowlist.com/ and www.trains.com, website for Model Railroader magazine. If you have an event you want listed, it's FREE, but information must be submitted to the Editor at least 45 days in advance of our publication dates!

Fridays, Saturdays and Sundays –March 9-10 and 23-24, 2024 - Chi-Town Union Station Home To the World's Largest O Scale Model Railroad and Longest Model train. 8275 Cooley Lake Rd, Commerce Charter Twp, MI 48382 Open for our 18th Season 11am to 5pm - Admission fees: Adults (18 and over) - \$8.00 Ages 5-17 - \$4.00 Kids under 5 years – FREE <http://www.chi-townunionstation.com/> 248-613-9471

Saturday's –March 2, 16, 30 April 13, 27 May 11, 25 – Redford Model RR Club Open House 27316 Michigan Ave Inkster, MI 11am – 5pm FREE – donations accepted Accepting new members! HO scale 56'x26' layout, DCC, single and double track mainlines info: www.redfordmrrc.org

Saturday & Sunday - March 9-10, 23-24 - Detroit Model Railroad Club Open House 104 North Saginaw St. Holly, MI 48442 Noon - 5PM Adults - \$5, Seniors (65+) - \$4, Children (5-18) - \$2, Children under 5 – Free See several O scale trains in operation, over a 350 foot double track mainline and several branch lines. Contact Info: 248-634-5811 webmaster@dmrrc.org

Saturday & Sunday – March 23-24, April 20-21, 2024 - Blissfield Model RR Club Open House 109 E Adrian St, Blissfield, MI 49228 517-486-0404 <https://bmrr.org> 10am-3pm both days LARGE HO scale layout!! admission FREE (donations welcomed)

Sunday, March 10, 2024 - Greater Toledo Toy & Train Show Owens Community College 30335 Oregon Rd., Perrysburg, OH 11am-3pm Randy Ramsey 419-215-4181 Toledotoymasters@gmail.com

Saturday, March 16 – Taylortown Model RR show – 22525 Ecorse Rd, Taylor, MI 48180 10am-3pm \$5 admission - kids free! For more info - Mike – 313-955-5523

Sunday, March 17, April 14, 2024 - Montpelier Trackage Modelers OPEN HOUSE 308 W. Main St. Montpelier, OH 1pm - 5pm - Come watch trains or come run trains on our very large HO model railroad layout Contact Information Chuck White railcarman@frontier.com 260-760-1666

Saturday, March 23 - NCR Spring Modelers Meet Sylvania Senior Center, 7140 W Sylvania Ave, Sylvania, OH 43560 Doors open at 8:00AM, activities start at 9:00AM - Clinics, Model Showroom, Operating Layouts, Home Layout Tours, Lunch options on-site. For additional information go to smm.ncrnmra.org or Contact Marshall Stull mstull@marshallstull.com 248-817-9328

Sunday, March 24, 2024 – 41st Mid-Michigan Model Train Show Comfort Inn & Suites 2424 South Mission St, Mt. Pleasant, MI 48858 Hosted by- Saginaw River Valley Model RR Club Keven Stresman 989-233-4644 kstresman@gmail.com

Sunday, March 24, 2024 - Flag City Train Show - Northwest Ohio Railroad Preservation, Inc 12505 County Road 99, Findlay, OH 10am-3pm \$5 and 12 and under free Food service, free parking, handicap accessible Info: Mike Schroeder 419-348-1303 papasfurniture@gmail.com www.nworrrp.org

Sunday, March 24, 2024 - Findlay Spring Model Train Show Northwest Ohio Railroad Preservation Museum 12505 County Road 99 Findlay, OH You'll find our train barn filled with tables occupied by vendors displaying and selling model trains, toy trains and railroad memorabilia. Admission: \$5.00 per adults, Children under 13 accompanied by an adult will be free. Our quarter scale 901 steam train and the historic Riverside train will be giving train rides for an additional cost of \$3 for adults and \$2 for children 12 and under. Contact Info- Mike Schroeder papasfurniture@gmail.com 419-348-1303 <http://www.nworrrp.org/spring-model-train-show.html>

NCR TIMETABLE EVENTS!

NCR AREA EVENTS

Saturday, March 30 – Lincoln Park Train Club Train Show JFK Memorial Bldg 3240 Ferris Lincoln Park, MI 11am-3pm \$5 admission, early-bird at 10am \$10 For more info – Bob Adler 734-675-5712 10am-10pm; Darrell Hicks 734-624-1462 6pm-10pm; John Waske 734-676-8645 12pm-6pm

Saturday, April 06, 2024 - 2024 Spring Swap Meet Kalamazoo, MI Kalamazoo County Fairgrounds Expo South 10am-3pm \$5 admission, under 10 free David Hayes-Moats 269-344-0906 kaltrainshow@kalnet.net

Saturday, April 06, 2024 – 38th annual Train Show & Swap Meet Bucyrus Model Railroad Association Train Show Crawford County Fairgrounds Youth Building 610 Whetstone St Bucyrus, OH All scales. 10am-3pm. Admission is \$5, kids under 12 are Free. Club layout located on fairgrounds will be open and running. Contact Information- Jon Cooper cooperj12@yahoo.com 419-569-7374 Website: www.facebook.com/BucyrusModelRailroadAssociation

Sunday, April 14, 2024 – 31st annual Flint's R/C & Train Swap Meet Lake Fenton High School 4070 Lahring Rd Linden, MI 48451 9am-12pm \$5 admission, 17 and under \$1 Active Military ID, Scouts and Ladies are FREE www.rcflyingaces.com Bill Gerald 810-845-3007

Saturday, Apr 27, 2024 - Muskegon Railroad Historical Society. Model Railroad and Hobby Expo Cardinal Elementary 2310 Marquette Av Muskegon, MI The MRHS Train Show April 27th 10am-3pm Contact Information- Michael Wood 6ftwoody@comcast.net 231-670-0751

Saturday, May 4, 2024 - Greater Grand Rapids Spring 2024 Train Show Home School Building 5625 Burlingame Ave SW Wyoming, MI OVER 200 VENDOR TABLES * 70+VENDORS; THOMAS THE TRAIN PLAY AREA; HUGE LEGO DISPLAY & PLAY AREA Drawing for Lionel "Thomas – The - Train" Set Free Parking *Door Prizes* Food Concessions Vendors with Model Trains in all Scales Books * RR Photos * RR Collectibles Family Fun for "Children" of All Ages Contact Information- Thomas Klonowski trainshow@grvrrc.org 847-691-1163 Website: <https://grvrrc.org/>

Sunday, May 19 – Durand Union Station Inc. Model Train Show Durand Middle School 9550 E Lansing Rd Durand, MI 11am-3pm \$5 admission, 10 and under free operating layouts, food available, 130 vendor tables

Saturday-Sunday, June 22-23, 2024 – 2024 Rail Festival at Carillon Park Dayton, Ohio 1000 Carillon Blvd, Dayton, Ohio, 45409. Each year Rail Festivals are scheduled for the weekend after Father's Day. Sat 9:30am-5pm Sun 11am-4pm admission \$14 Adult 18-59, \$12 Senior 60+, \$10 Child 3-17, 2 and under free Live steam engines, model train displays, historical exhibits, rail vendors – fun for all ages! Check out www.railfestival.com or call 937-293-2841

Saturday-Sunday, July 27-28, 2024 – 21st annual Van Wert Railroad Heritage Weekend Show & Swap. Van Wert County Fairgrounds, 1055 S Washington St., Van Wert, OH. Sponsored by (and for the benefit of) The Van Wert County Historical Society – a Not-For-Profit organization. Saturday 10-4 & Sunday 10-3. Adults \$6 Scouts in uniform and Children 12 & under: FREE. Two day admission available for \$8 Over 225 Vendor tables last year. All Gauges & Scales. Railroad Memorabilia and Railfan items. Four buildings, with about 40,000 sq. ft., at least a dozen model railroad layouts & displays, including several Time Savers and "Locomotive Races." Children's play area with Thomas & other wooden toy trains. Junior Engineer Certificate (and drawing) for train sets. Door prize drawings for Train Swap Bucks Free Parking. Handicap Accessible. Good Food will be available courtesy of the ladies of the VWCHS. For safety reasons the main entrance (on Washington St.) to the fairgrounds will be closed. Please use one of the many other entrances. Info: Chuck White – railcarman@frontier.com 260-760-1666. Web Site: <https://www.vwrrhw.com>

NCR DIVISION OF CHOICE

NCR PROCEDURE

Do you live in one division, but attend meetings and participate in another? With the "DIVISION OF CHOICE" program you can become an official member and even hold office in the division of your liking! All you need to do is fill out the **DIVISION OF CHOICE** form and submit it to the NCR Registrar. Once filed, you can vote and hold office in the division of your choice. Please be aware, the North Central Region (NCR) will notify both divisions of your choice and records will be maintained within the NCR. The NMRA national office WILL NOT change your default division (which is part of your NMRA number). The NCR and your division of choice will honor your selection and provide all the rights of a standard member of that division.

<https://www.ncrnmra.org/wp-content/uploads/2023/02/NCRDivisionOfChoice.pdf>

NCR HotBox PIKE ADS



"Follow the Flag"

...to a great operating experience. Join us for a fun operating session on a large HO scale model railroad where you will learn to operate trains under timetable and train order dispatching (TT&TO).

Operations Road Show
Offering instruction in realistic Railway Operations
<http://operationsroadshow.com>
email: wab2ndops@yahoo.com



Greater Washtenaw County's HO Modular Model Railroad Club

See our web site for meeting times and locations
<http://www.railsonwheels.com>
Visitors and new members welcome!



Lake Shore Garden Railway Club


G Track: Standard and Narrow Gauge Scales - Garden Layouts & Modular Show Layout

New Members Welcome
www.lakeshoregrc.org



DKS RAILWORKS
SELL AND BUY MODEL TRAINS
BRASS - DIECAST - PLASTIC
RTR - KITS - BUILDINGS
ESTATES - DATED INVENTORIES - LIQUIDATIONS
LAYOUTS DISMANTLED
Contact Doug Kass: (586) 306-5306 or email: info@dksrailworks.com
www.dksrailworks.com

MEMBERSHIPS OPEN
MEETS EVERY MONDAY AT 7:30PM



Gratiot Valley Railroad Club

281 NORTH AVE.
MT. CLEMENS, MI 48043
FOR INFORMATION CALL- 586-468-4877
www.gvrr.org

YOU too, can have a Pike Ad for your railroad or club! Just email the HotBox Staff for all the details. We'll even help you design your Pike Ad. **And best of all... IT'S COOL!!**

Quality model railroading in S Scale 1:64



Memberships open! Visitors Welcome!
For more information we're on the web at www.smsgtrains.org - or Contact- t.hawley@comcast.net

NCR HotBox PIKE ADS

**DETROIT AND
PORT HURON RR**



Service on the *dot*

TERRY & DONNA BOSSICK
Roseville, MI



**Calumet & Miscowauvik
Railroad**


Michigan's Copper Country
1913 in HO scale

Mike Sutinen Ann Arbor, MI

**Michigan
Southern**

Serving
*Southeast
Michigan*

Norm Logan
Northville, MI




Larry Wolohon
President & Chief
Bottle Washer

2 Rail O scale

Late 1940's
Branchline TBD

Plymouth, MI



**LOST DIVISION
Mountain Branch**

Operates 3rd Tues at 7:30pm


BOB HANNA Defiance, OH



**MICHIGAN
LINES**

Jay and Brook Qualman | Milford, Michigan

THE ROAD WEST



A Division of
NP RAILWAY

KEN CHICK
NORTHVILLE, MI

Barry Hensel
Canton, MI

Era- 1970
HO Scale




**CENTRAL
DIVISION**





**Grand Trunk
Western**

Detroit Division
Curt Danielewicz
Macomb, Michigan

**COPPER VALLEY
RAILWAY**



JIM ZINSER
Dearborn Heights, Mich.



GTWHS
PO BOX 183682
SHELBY TWP, MI 48317

Come visit us on the 2nd floor of the historic
Durand Union Station on Saturdays
between 1 and 4 PM

**BLISSFIELD
MODEL RAILROAD CLUB**



GIANT HO SCALE MODEL RAILROAD
Frequent **FREE** Open House Events

109 E. Adrain
Blissfield, MI 49228

www.bmrr.org
m.facebook.com/BlissfieldMRC/




**COLORADO & SOUTHERN
RAILROAD**

CLEAR CREEK BRANCH
Dan Kempf
Ann Arbor, Michigan



Chessie System

Huntington Division
Richard Neibert
Superintendent



**Southeast Michigan Free-mo
Modular Group**

- International modular standard
- Free-form module designs
- Point-to-point prototypical operation
- Participate at events across the country
- Every setup is unique

Join the conversation at semichiganfreemo.groups.io
or search "SE Michigan Free-mo" on Facebook.


**South Oakland County
Model Railroad Club**

Hazel Park, MI

Meets Tues. & Fri. at 7:30 PM

New Members Welcome

For information Contact
info@socmrrc.org
www.socmrrc.org

**DETROIT, MACKINAC
AND MARQUETTE
RAILROAD COMPANY**

Saginaw Division

D.M. Mitzel, General Manager
Oxford, Michigan



LaRoutesdesVinRR
Reflections on a Classic Europe

Tony Britsky, Troy, MI www.LaRoutesdesVinRR.com

Permit Holder:
National Model Railroad Association
The North Central Region,
c/o Jonathan Pulling, Resident Agent
1826 Linden Street
East Lansing, MI 48823

NON-PROFIT ORG.
U.S. POSTAGE
PAID
LIVONIA, MI
Permit No. 1230



*in the next issue of THE **HotBox** –*

MORE LAYOUT PHOTOS

MORE HOW-TO-DO ARTICLES

MORE INFORMATION

.... stay tuned! Stay informed!

***RailFanning Rick Neibert's Chessie
System Huntington Division Railroad***



***NORTH CENTRAL EXPRESS
2024 CONVENTION NEWS!***



**RUSSELL SNOW
PLOW BUILD**

