

THE **HotBox**

THE OFFICIAL PUBLICATION OF THE NORTH CENTRAL REGION, NATIONAL MODEL RAILROAD ASSOCIATION

VOL. 67 NO. 2


SUMMER 2026

RAILFANNING - Don Bergman's Rio Grande Southern RR



GRAND RAILS 2026 NCR CONVENTION

DIV 1 2026 SUMMER MODELERS MEET RECAP



BUILD A SHORT DETECTOR

SHUFFLE THE DECK OPS ADVICE



AIR BRUSH 101



PLUS- RR History, Timetable, NMRA-NCR-Division News & more!

The HotBox

SUMMER 2026
Vol. 67, No. 2



EDITOR

Barry Hensel
43642 Lotus Dr
Canton, MI 48188
734-649-3056
barry76LT@wowway.com

Editorial Advisers
the NCR Board

Proof Readers
John Beres

The HotBox is published quarterly by the North Central Region of the National Model Railroad Association. Publication dates are-

SPRING, March 1 SUMMER, June 1
AUTUMN, Sept 1 WINTER, Dec 1

The HotBox is available online at-

<http://ncrnmra.org>

All material, articles and advertising must be submitted to the Editor. All material should be electronic, preferably MicroSoft Word or Powerpoint. Pictures should be in Jpeg format and color. Material can be emailed or sent via US Mail on thumb drive. Materials will not be returned, unless return postage and envelope are included. Material submission deadline is THREE weeks before publication date.

Business ads-

1/2 page \$20 per issue or \$65 per year
full page \$30 per issue or \$100 per year
business card \$10 per issue or \$35 per year

Pike ads- \$15 small, \$30 double and \$60 quad for a 3 year period!

NCR Division Event ads- FREE

To pay for any ad space... send your payment to the Editor. All checks/money orders need to be made out to "The North Central Region, NMRA"

Feel free to contact the Editor via email, with any comments, questions or corrections.

Hello!! Here we are again... another summer season of nice warm or even hot weather, which draws us away from our hobby. Maybe! I guess it just depends on you and your activities and interests. For me, as many know, I am the original owner of a 1976 Camaro and part of a local Camaro Club. So yes, at this time of the year, my interests shift a bit. But, Friday's are still model railroading night!! And I do attend a few other model railroading activities during these summer months, so my interest does not shift totally. It does make for a busy season going to many events of both interests. It's good to be busy!!

Speaking of events... there are a few really nice one's listed in our events pages in this HotBox. A few are out of our NCR area, but worthy of mentioning. Plus... the BIG BOY will be passing close by in June and July. Have you planned your viewing or visit of it?

While not until October, have you registered for the NCR Convention – GRAND RAILS 2026, hosted by Division Four? ALL the info is here in the HotBox, so start making your plans very soon! Grand Rails 2026 is shaping up to be another great event in our Region. Let's all attend and support the efforts of Division Four! October 8-10, 2026, Zeeland, MI !!

As usual... I'll make that near issue plea for articles for the HotBox. It's really easy to do... just document your next modeling project with pictures and notes. We can turn that into an article, making you famous!

Well, time to do some MORE model railroading... and that's always a good thing!! Thanks for reading... Barry



MODEL RAILROADING IS FUN!

NCR ON FACEBOOK

NCR NEWS

In case you didn't know, the NCR does have a Facebook page! Check us out at <https://www.facebook.com/NCRNMRA> Please LIKE us and feel free to post your current projects, modeling and model railroad events! We'll also post announcements of interest too!

HOTBOX CORRECTIONS **NCR "OOPS"...**

Always striving to be correct is something we will do with the **HotBox**.

But, we are human and mistakes can or will happen. Please forgive us, these are NOT intentional! For the Spring HotBox, we know of no concerns or typos.

FRONT COVER PICTURES- NMRA/NCR logo, Div 1 2026 Spring Modelers Meet logo; Grand Rails 2026 NCR convention logo; Build a Short Detector; Air Brushing 101; Stock Extra 40 headed to Lizard head for sheep loading during the Fall stock rush on Don Bergman's Rio Grande Southern RR

REAR COVER PICTURES- Grand Rails 2026 NCR convention logo; Modeling Manual Gate Crossing gates; The V & O has just come into the Deer Creek switchback on Dave Capron's new triple deck Great Lakes Northern (GLN) and will be part of the NCR convention in October.

NCR - NORTH CENTRAL REGION, NMRA OFFICERS AND DIRECTORS



President

Rich Mahaney 269-214-4221
hazmatrichm@aol.com

Vice-President

Dave McMullian 419-508-2206
train.man4756@gmail.com

Secretary

John Young 517-449-9063
cdjhyoung@yahoo.com

Treasurer

Steve Harsh 517-316-6764
harsh@msu.edu

Registrar

Marshall Stull 248-817-9328
mstull@marshallstull.com

Directors

T.J. Stratton 419-509-8822
michigancentralrr@hotmail.com

Scott Kremer, MMR 734-420-2314
skremer@wideopenwest.com

Dave Capron, MMR 231-944-8576
capron33@gmail.com

Resident Agent

Jonathan Pulling 517-755-7599
jdpulling@comcast.net

NMRA Central Director

Fred Soward, MMR 502-509-2799
centdir@nmra.org

Model & Photo Contests

Volunteer Needed

Achievement Program

Bruce DeYoung, MMR
bbdeyoung@comcast.com

Division One- Black Swamp Div

Marshall Stull 248-817-9328
mstull@marshallstull.com

Division Two- Tip of the Mitt Div

Jens Hensel 231-866-6017
jens.hensel50@gmail.com

Division Three- 3 Rivers Div

Bob Jones 260-459-6339
broadwaylimited15@yahoo.com

Division Four – Grand Rails Div

Mark Baldwin 616-258-0110
grandrailsdiv@gmail.com

Division Five – Capital Div

Andy Keeney 517-316-5660
hunter48820@yahoo.com

Division Six – Motor City Div

Bill McMillan 248-349-7456
wcmillan7456@gmail.com

Division Eight- Clinton River Div

Mark Mincek 586-205-8663
themotive@att.net

Division Nine – SW Michigan Div

Garry Johnson 269-365-6777
elecsprk@gmail.com

Division Ten – Ten Wheelers Div

Wayne Wilder 989-823-3409
bvpsrr@gmail.com

RAILROADING "WHAT THE ???"

NCR HUMOR

Here's a few we've recently found online to share.....

WHEN YOUR SPOUSE SAYS THEY
HAVE NOTHING TO WEAR



I SAY I DON'T HAVE ENOUGH
MODEL TRAINS...

"TAX RETURN?"



YOU MEAN "MODEL TRAINS?"

PRESIDENT'S OBSERVATION

Rich Mahaney

As I watch the National Model Railroad Association (NMRA), the NMRA North Central Region (NCR) and the model railroad hobby I see several things. We have a small group of members of the NCR Board of Directors that continue to analyze the direction and movement of the NCR organization and its membership. The membership of the NCR continues to decline, along with the NMRA. However, the model railroad hobby continues to do great and prosper. Look at the number of people that show up to shop at the weekend train show and swap meets! Look at the number of manufactures producing new engines and cars with incredibly detail and quality. There are sales numbers that are incredible! I talk to lots of people in my work and as I travel and everybody knows somebody that likes trains, has a model railroad in their home and has memories of growing up with trains.

When I joined the NMRA and the NCR, this organization sponsored a model railroad convention in the fall and in the spring. Lots of people attended and enjoyed the activities and the gathering of people with a common interest! Lots to see, learn, gather ideas from and in your mind plan that future layout! Fun times and memories! There were lots of people to help plan, operate and participate in very successful conventions! Costs of were reasonable for facilities and the needs of a successful convention. But times have changed, costs are higher, less people register and participate, as people have gotten older, they have passed away and layouts have gone away. I even think about when should I start getting rid of all of my model railroad "stuff" as look at turning 75 years old in January 2027. I think about how I have a "Walthers hobby shop" between what is sitting in my basement, garage and a storage unit in downtown Gobles. As I talk to people at model railroad activities, they tell me how much they really enjoy all parts of the hobby, BUT they do not need the NMRA and an NMRA membership to enjoy what they are doing. Of course, they appreciate the work the NMRA does and has done with model standards for control systems and the equipment. I have really enjoyed my years of NMRA membership!!

So, conventions and get together are one of the big reasons that people join the NMRA. The camaraderie at model railroad events can be incredible! At the recent one-day Toledo event, it was so great at lunchtime, to see all the people sitting there eating together and talking about trains, their hobbies, their projects, what they were working on and their future projects and layout! It is one of the great parts of the hobby and one of the great aspects of the one-day conventions. The hobby can create a great social connection between people of all ages. People sitting around enjoy time together about the topics of trains and model railroads!



So, as we discuss the future of conventions, we need to ask the questions of what do people want in the way of conventions? How many days or how much time do they want to commit to attend local, divisional, regional and national conventions? How much money can they afford to spend on attending a convention? What should the "model convention" look like and include? We are all different involving these subjects and topics. The new "Railroad Prototype Modeler Convention" model has certainly taken off with large crowds attending. These are similar, but different than the traditional NMRA Conventions and the cost is typically less.

So, what do NMRA NCR modelers want in the way of a convention or conventions? Certainly, cheaper costs, but that impacts facilities that can be used or leased. Less days or more days in length? Clinics? Model displays of buildings and rolling stock on tables? Layout visits, operating sessions on area layouts? A banquet meeting with one of the following a sit-down meal of breakfast, or lunch or dinner? Should clinics and layout tours occur at the same time? Should layout tours be in the afternoon? Should clinics only be presented in the evening and how late should clinics last at night? If a convention is held at a facility that offers meal service, would food vans be allowed on the premise?

next page

PRESIDENT'S OBSERVATION

Rich Mahaney

Should motel/hotel facilities be selected by a convention committee or should they let the attendees decide on their own motel/hotel brand and plan? What time should convention actives start in the morning? Lots of things to discuss and decide on. Plus knowing that not everyone will agree with all of the planning committee's decisions. Should there be built in "free time" for just socializing together by people? How many days should a convention last? Should just be weekend days or also include weekdays? Is it best

in the fall, winter, spring or summer for most people? Should there be field trips to local industrials that are rail served? Lots to think about, join a planning team if you have thoughts and ideas! Of the one of the big questions still is should there be a registration price difference between NMRA members and non-NMRA people?

Rich Mahaney
NMRA NCR President

IN MEMORIAM

NCR NEWS

We are saddened to report on NCR members who have recently passed.

WALTER WYATT, 86, of Hope, Michigan, passed on May 11, 2026. Born on April 11, 1940, Walt lived a life defined by faith, family, and an abiding love of teaching, a calling he pursued in classrooms, museums, and community halls for more than six decades. Walt was a devoted Christian and a steadfast family man. For 63 years, he shared his life with his beloved wife, Carolyn. Together they raised a daughter, Ann and a son, Jeff and family included their spouses and five grandchildren. Walt began his career in education at Colerain and Aiken High Schools before joining Cincinnati State Technical and Community College. He rose to serve as Assistant Dean of the Business Division. He retired as Professor Emeritus. Walt was a passionate model railroader with a devotion to trolleys and interurbans. He gave generously of his time to the NMRA, Division 2 and other clubs, and was committed to drawing younger generations into the hobby. He was equally at home on a bicycle trail, at a campsite, on the water under sail, or midway through a home improvement project. He found joy in doing, in building, in figuring things out. Walt was a volunteer docent in Tower A at the Cincinnati Museum Center. His generous spirit extended to his church, the Red Bird Mission and Alice Lloyd College, both in Kentucky. Walt will be remembered as a man who loved deeply, gave freely, believed in God, his family, his students, his community, and in the generations who would come after him.



FRANK GENDERNALIK, 86, a devoted husband, loving family man, and respected member of his community, passed on April 12, 2026. He was born on August 6, 1939. Frank shared a beautiful life with his beloved wife, Dariya. He cherished his daughter, Lisa and her children, as well as his two daughters from his previous marriage. Together, they built a home centered on love, faith, and family. Frank was known for his kind and generous spirit, always willing to lend a helping hand to those in need. His strong work ethic was evident throughout his career as a manager at Ford Motor Company. Frank graduated from St. Mary High School in 1957 and went on to further his education, graduating from the University of Detroit with a Bachelor of Science degree. Among his accomplishments, Frank received numerous awards for Outstanding Community Service from Ford Motor Company, as well as the Engineering Office Technical Award. He was awarded Outstanding State Vice-President of the U.S. Jaycees as well as years of faithful service as Flea Market Chairman. His love for railways grew into a deep passion for model train building. He created an extensive train layout in his basement and regularly attended train conventions to expand his knowledge and refine his craft. Frank was a past member of the Redford Model RR Club and Division 6, NCR-NMRA. A man of deep faith, Frank found strength and guidance in his beliefs, which shaped the way he lived and cared for others. He cherished his family and took great pride in the relationships he nurtured throughout his life.



RAILFANNING - Rio Grande Southern RR

NCR TRACKSIDE



Don Bergman's layout will be available to see at the NCR Convention – Grand Rails 2026! *Photos left, down then right* - Extra #40 passing the Telluride Business district on its way to Pandora • Vanadium Mill. Ore from this mine landed on Japan in 1945 • Lizard Head Pass Snow Sheds with Goose #4 at 10222 feet or 65" • Ridgway engine terminal 80% built in the 1980's Elevation 6962' or 18" off the floor • Telluride loco switching Vance Junction • The Ophir Loop Colorado 1915 • The Telluride Local switching at the Gray Mill in Pandora. • Stock Extra 40 taking water at Ames with a string of double deck cars for sheep loading at Lizard Head



RAILFANNING - Rio Grande Southern RR

NCR TRACKSIDE

left down, then right... Around the Circle Excursion on Bilk Trestle 36-A and SB Extra 455 on Briage 9-A • Around the Circle Excursion on Ophir High Line Bridge 46-C • ATC SB on Ophir High Line Bridge 46-F • Colorado's Famosa Ophir Loop the model has 7 of the 9 bridges on the loop • the Omega Ore Tipple • Rico, Division Point. 66 Miles from Ridgway and 102 miles from Durango • Telluride Depot in original colors





Elections of the new North Central Region Board of Directors is this year – 2026. Per our rules of operations, the Nominating Committee has until June 15 to submit the candidates to the Officers and Directors. They in turn have until July 15 to approve the slate for publishing. After that, candidate info will be posted in the September Hot Box. Nominations closed on May 1 so there is no significant info to report to the membership in this Summer issue of the HotBox.

THE POWER OF AI

NCR MODELING

There is a lot of “talk” about AI – Artificial Intelligence and what it can, or be, allowed to do. What about our hobby of model railroading.... could AI be used? And for what? Here’s a couple of examples.....


First, an example of what it can do... how powerful it is.... As we all know, UP Big Boy 4014 is due to travel east through PA for the America 250 celebration. It will run excursions on the Reading & Northern tracks, along with R&N-Reading T1 2102. These two iconic locomotives will meet. What will that look like? I asked Google AI to show me a picture of 2102 and 4014 on parallel tracks. AI responded that it could not “show” me a photo as none existed. Then I asked AI to “make” me such a photo. After only 2 minutes, AI displayed the following.....



WOW!! It even made it look like PA and added railfans along the tracks! Mistakes?. Yes, the smokebox on 2102 should be black and the trailing trains are freight instead of passenger, plus a UP type aux tender behind 2102.

Still... that’s pretty awesome!!

Our next example is more modeling related. A friend on Facebook, Jas Miller, wanted a picture of a paper factory to use on the backdrop of his layout. He used AI to generate era specific (1970’s) photo realistic, scene specific, backdrops, then blended using other apps to check perspective, size, framing and composition, then print and done. Something that would have taken days to design & complete in PhotoShop has now been done on his iPhone and in seconds, maybe a minute. He even got AI to design the company logo, and building sign.



Our last example shows how AI can change a model photo into something that is not easily done. Every year, the Santa Claus water tower finds a new location on my layout and a picture is taken to be used as an online Christmas card. That’s nice... but it’s almost never “green” in PA around Christmas. How to add snow without making a “mess” on the layout? AI is the

answer. I downloaded the photo into Google AI and then asked it to add snow. After 1 minute... I now have a nice winter scene! The possibilities are seriously unlimited, and only limited by our imagination moving forward!


DIVISION 9 MODELING CHALLENGE

Just an idea for your Division members to do. We had no rules, just a set of guidelines. This was similar to the modeling challenge we did for the Division 5 "2nd lives of cabooses" modeling challenge. Now the guidelines! This modeling challenge is very simple. Select a model railroad car or cars from your collection (or purchase cars at a future train sale or by some other method) so that you can create a scene with it, in its new use and life. This can be a railroad car in any scale and any type of railroad car. The key part of the modeling challenge is the railroad car is now being used in a different use, as compared to its original purchased use. It should be built on a display that is one foot by one foot up to two feet by two feet. Foam or wood or something else is your choice for the display base. There are no rules for this modeling challenge, only recommendations.....

1. Base size for the display, so it can be shown at a Division 9 meeting at the Kalamazoo Bridge Club.
2. Any scale of railroad car can be used. More than one railroad car can be used in the display.
3. The railroad car(s) in the display are in a new use as to what it was originally purchased for.
4. Type of railroad car chosen, can be any type. Caboose, open hopper, covered hopper, box car, refrigerator car, passenger car, flat car, stock car, intermodal well car, engine (steam or diesel), tank car (low pressure or high pressure or cryogenic), as examples.
5. Photos of examples - real railroad car examples and model railroad cars examples will be in the Division 9 newsletters through December 2025.
6. Be creative and use your imagination! Nothing is unacceptable!
7. Electrical lighting and electricity can be used in the display.
8. You can enter more than one display in the challenge.
9. There will be no judging of the displays, just the sound of "oohs and aahs" when people look at the displays!
10. Maybe you can find a permanent home or place on your layout for your car(s) on your layout to get more use out of your display ideas.
11. Again, have fun! Be creative, use your imagination! If you look around in the real world, railroad cars are found in all kinds of "second uses or lives".



After nine years and hundreds of SOQ evaluations—resulting in seven new Master Model Railroaders in our region—I’ve decided to step down. It has been a privilege to meet so many talented people and witness such incredible craftsmanship. I want to extend a sincere thank you to my hardworking division partners—Ken Chick, Bruce De Young, Jim Macino, Ron Gilbert, Pete Magoun, and Dorman Wilson (the real workers). Their dedication is what truly keeps the Achievement Program thriving. We continue to get more AP awards and Certificates in the NCR! Thanks and Congratulations go to all NCR members that are participating in the Achievement Program. *Skip Luyk, MMR, NCR AP Coordinator*



NOTE! - BEST WISHES to Skip on his “retirement” as our NCR AP Chairman. We are pleased to announce that Bruce DeYoung from Division 8 will be stepping into Skip’s role. Thanks Bruce for stepping up to fill this important role in the NCR. However, there is a caveat to this assignment, in that Bruce is not that young either, so even though he will fill-in for Skip, a younger person that could do this position for many years, would be appreciated!! It’s a volunteer position... anyone?? If you are interested, please contact the NCR Board members. Thanks!!.... and Thanks again to Bruce DeYoung!!

NMRA AUTHOR – Norm Logan, Div 6

NMRA VOLUNTEER - Steve Harsh, Div 5

NMRA ASSOCIATION OFFICIAL - Mark Mincek, Div 8



Norm Logan (R)



Steve Harsh (R)



Dr. John Campbell, MD (R) receiving his Award as MMR #817, CONGRATULATIONS!!!



Mark Mincek (L)

ACHIEVEMENT PROGRAM QUESTIONS: If you have questions about the AP or requirements, start with your Regional AP manager, Skip Luyk, MMR. Also –

Ron Gilbert covers Div 1 rarjgilbert@yahoo.com; Jim Macino, MMR covers Div 3 - 260-693-6102 jim@icmgt.com; Ken Chick, MMR covers Div 6 and 10 – 734-420-0276 kdchick@wowway.com; Pete Magoun, MMR covers Div 2 – 231-941-1669 orion@chartermi.net; Bruce DeYoung covers Div. 8 - bbdeyoung@comcast.com and Dorman Wilson for Div 9 - N8YNW@charter.net If you still have questions, contact the NMRA AP Chairman RAY PERSING! Ray can be reached at achiev@nmra.org

How about writing an article on your latest modeling project! Earn AP points! At the HotBox, WE NEED and WANT your articles!!



OPEN HOUSE

JUNE 20, 2026 11am – 3pm

9336 N RIVERVIEW DR KALAMAZOO, MI 49004



Presentations to be given during the day - Building a new Layout - Greg Marvin
KMRHS - Mark Tomlonson Caboose Restoration - Aaron Kowalski, David
Other activities - Dedication of Memorial Plaque - Operating Trains - Layout Tours
Caboose Tours – Refreshments

**Kalamazoo Model Railroad Historical Society invites you to
celebrate 75 years of Model Railroading with us!**

www.KMRHS.org/75

FREE ADMISSION

Division One - Black Swamp Division (Northwest Ohio with Michigan Lenawee and Monroe Counties)

We will be taking a break for the summer and will reconvene in September. Check the website for exact dates! We are planning a summer outing to the Lost Railway Museum in Grass Lake MI. Stay informed of the latest news and information at the Black Swamp by visiting our website and subscribing to our newsletter at <http://div1.ncrnmra.org>. Our Facebook group is www.facebook.com/groups/ncrdiv1
(submitted by- Marshall Stull, Superintendent)

Division Three - 3 Rivers Division (Fort Wayne, Indiana and western Ohio area)

The 3 Rivers Division is currently working on our Run a Train event at the Van Wert County Fair Grounds on July 17 & 18 where we'll have hundreds of kids running Timesavers & Thomas the Tank Engine Trains with a chance to win a train set. We're hoping to give away around 8 to 10 Train sets that weekend. We're getting started on planning our 3rd annual Train Show & Swap on November 21 at the Coliseum here in Fort Wayne. We're all looking forward to the summer months where we can do outdoor activities with family and friends that may include a train or two. Have a safe and fun filled summer. (Submitted by- Bob Jones, Superintendent)

Division Four – Grand Rails Division (Grand Rapids and west Michigan area)

We are gearing up for the 2026 Convention in Zeeland. Take a look at the website and Facebook pages for updates. We will be having an election this fall for 2027 Division Officers to comply with the new mandates from National. Watch the website for a Division meeting leading up to the Convention. If you have an idea for a meeting or event let us know. Please watch our website and Facebook page for updates. For more information contact Mark Baldwin at grandrailsdiv@gmail.com or visit the NEW division website www.grandrailsdiv4.com (submitted by Mark Baldwin, Div 4 Superintendent)

Division Five – Capital Division (Lansing and mid-lower Michigan area)

We finished up the season with two layout tours, starting out by visiting Bob Truax's HO "Old Goat" division of the Great Northern Railway. This is a fantastic layout and is somewhat unique in being "finished". From there, we motored over to Andy Keeney's HO "Nashville Lines" layout. Andy's 3 level model railroad fills a large basement and is designed for operations, which usually happen twice a month. Andy had invited attendees to bring a DCC locomotive or cars to operate on the layout. Backing up to earlier in the spring, the March get together featured Tim Child with a presentation on this visit to the 7.5" gauge Train Mountain Ry. in Klamath County, OR. It has 32 miles of 7.5" gauge track on 2200 acres. At the April meeting, Mark Cowles did a presentation showing how other modelers in Michigan and nation wide included certain scenes into their layouts, including such as freight and passenger stations, various industries, warehouses, refineries, steel mills and the like. We are done for the season but are still looking at some sort of field trip this summer and have started planning for the 2027 Region Convention. You can subscribe to the monthly Division 5 Newsletter. Send a request to Mark Cowles, at nkpcowles@yahoo.com. For more info, see our website: <https://nmranrcdiv5.com/> (Submitted by- Mark Cowles, Div. 5 Clerk)

Division Six – Motor City Division (Wayne & Washtenaw Counties)

The Motor City Division, Division 6 meetings continue in the new Livonia Senior Wellness Center, located at 15218 Farmington Rd, Livonia, MI 48154. Our new home is very nice with two large screens on the wall for presentations and a built-in PA system! Saves us from bringing more equipment for the meetings. Our meeting run all year long, we're taking a break from other events for a few months, but are still hosting layout tours, some great clinics and history lessons and lots of fun and education. We have been busy with future event planning. Our annual FALL SHOW & WORKSHOP is all scheduled for Sunday, November 22 in conjunction with the Rails On Wheels fall railroad sale. Our own Division 6 Model Railroad Sale is all set for Saturday, January 23, 2027 and will again be at the 242 Community Center in Brighton, MI. If you need table reservations, email us at div6trainsale@gmail.com Everyone is welcome to attend our meetings! Our newsletter "On The Rails" and other info can be found on our website - www.div6-ncr-nmra.com
(submitted by Barry Hensel, Newsletter Editor)

Division Two - Tip Of The Mitt (Manistee to Iosco counties, north to the Mackinac Bridge plus Luce, Chippewa, and Mackinac counties in the U.P.)

Our meetings take place the 3rd Saturday of each month (from Sep. through May) at 10am at the Foster Family Community Health Center, located at 550 Munson Avenue, in Traverse City. We also go hybrid, connecting by Zoom. An "Open House" was hosted by 6 of our Model Railroads on May 16. (See event info on page 27). Our "even year" election was held on May 17. The office of Paymaster and Chief Clerk were up for reelection. David Zolnierok (current Paymaster) and Keith Aleo (Current Chief Clerk) both offered to run again, both ran unopposed and both were unanimously reelected for another two years. We have a new Trainmaster. Dr. John A. Campbell MMR accepted the nomination and with a unanimous vote was elected as our new Trainmaster. John replaces Al Johnson who has retired and was term limited from this role. We also enjoy "Show and Tell" as it gives us a chance to see members progress on all aspects of modelling To request meeting invitations and our quarterly newsletter, email our Superintendent, jens.hensel50@gmail.com (Submitted by Jens Hensel, Division 2 Superintendent)

Division Eight - Clinton River Division (Oakland, Macomb, St. Clair Counties)

Division 8 is finalizing plans for our 2026 membership retention event. This year, we're meeting at the Huckleberry Railroad on August 1st for their Railfan Weekend. We'll be riding a special photo charter, getting a behind-the-scenes tour of the shops, enjoying some special model train displays, and we all get to take home our very own souvenir lump of coal. Division 8 appreciates our members!! I'd also like to invite you to join us at 7PM on the third Thursday of the month, please drop into the Troy Christian Chapel at 400 East Long Lake Road in Troy Michigan. Our NEW web site is, <http://div8.ncrnmra.org/> Our Facebook group is www.facebook.com/groups/288929175921717/ (Submitted by Mark Mincek, Superintendent)

Division Nine – Southwest Michigan Division (Branch, Calhoun, Hillsdale, Kalamazoo, St. Joseph, and VanBuren Counties)

The Div 9 Summer Schedule is - June 20th Meeting is scheduled to be held at the Kalamazoo Bridge Club. We will have a working session to work on our rolling stock by making improvements as we have learned from our earlier clinic with Norm Logan. July 18th Our Division will be hosting an Operating Session at Greg Stonerock's home on 8th Street, Texas Township. August 22nd We will be celebrating our division by having a family picnic at the Vicksburg Railroad Museum and park Use this link to view the latest Yardmaster Newsletter. <https://div9.ncrnmra.org/yardmasterlibrary/> Our newsletter The Yardmaster, and other information is posted on our website. If you would like a copy of our newsletter via email, send your email address to alanwbau@gmail.com. (Submitted by Greg Marvin, Sr., Div 9 Scribe)

Division Ten – Ten Wheeler Division (Shiawassee, Genesee, Lapeer, Tuscola, Sanilac, Saginaw, Bay, Midland, Arenac, and Gladwin and Huron Counties)

The 10 Wheelers from Division 10 continue to meet on the fourth Thursday of the month at the Experimental Aircraft Association Chapter 77 meeting room at Dalton Airport in Flushing. Our meetings are informal with a short business meeting followed by "show and tell" with many different modeling topics discussed. Recently we had a "hands on" solder clinic presented by one of our newest members, where we learned about the chemistry behind soldering and practiced on several soldering projects. Come to our meetings to find out what we are doing. For more information, contact Superintendent Wayne Wilder at ncrdiv10@gmail.com or at 989-823-3409. (Submitted by Wayne Wilder, Superintendent)

YOU should join and attend your local NMRA/NCR/Division meetings and activities! Get the most out of your hobby – participate often!!

Here's a look at Air Brushing, the basics to help get you started on better modeling/painting!

Why you want to use an Airbrush?

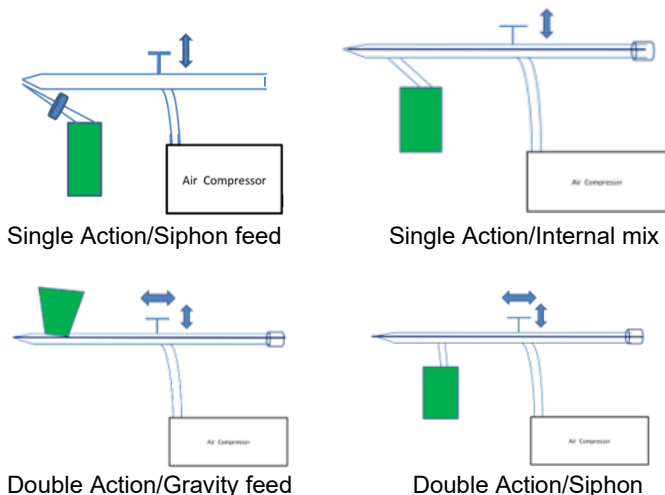
Prototype railroads use a spray gun for Equipment, Engines, Rolling Stock, re-numbering cars, Vehicles or offline equipment, Buildings, Maintenance sheds, Storage areas, turntables, bridges, Structures, Signals, signs, payment markings, control boxes, etc

For the Modeler it can allow you Faster painting for larger buildings or railroad equipment, Smoother coats, Use less paint to cover model, Maintain details light coat of paint, Remove Plastic sheen, Hides variation of plastic color, Allow chalks and powders better adhesion.

Using a regular Brush can leave marks, Paint is thicker, Easier to clean up than airbrush, Better for small areas, People, Small details, Mixing colors like simulated wood (on plastic), Touch up, Quicker start up time. Using an Air Brush will not change these characteristics but will allow you to do better painting!

Buy an Airbrush - Types of Airbrushes

Single Action, Double Action, Internal mix, External mix, Gravity feed, Siphon feed, Cup or Bottle



Which type do you want?

Depends on the work you are going to do. How and what are you going to do. Stencils use a single action. For weathering you may want a double action. Large areas to paint get should use a bottle.

Other Tips to Buying

Can you buy spare parts and does local dealer stock parts.

Buy a compressor

It should have a pressure regulator. A Spray booth is highly recommended. Air brush cleaner makes cleaning your air brush easier. A good light source is also required for good results.



Paint Type

If you are going to use Organic solvents, you must have spray booth for safety. Cleaning your air brush is a little more work. For Water based Paints or Acrylics, you should use spray mask or booth. Easier clean up with acrylic type paints.

Paint Manufacturers

Polly Scale (no longer available)
ModelMasters
Testors paint (solvent based)
Airbrush paints – Vallejo, Bager, Tamiya
Most paints will need to be diluted to spray easily. Pick a paint brand and use the appropriate thinner and cleaner.

Cleaning your Air Brush

Learn how to disassemble your air brush - Clean after every use - Clean the tip - Clean the needle
Clean the paint cup or bottle - Clean between paint layers or when you switch colors

Let's review - Equipment you need

Airbrush, Compressor, Paint and thinner, Light Source, Spray booth or face mask, Gloves and tweezers, Pipettes or eyedroppers, Q-Tips, toothpicks and paper towels, Supports for items (plan ahead), Airbrush holder, Blotter paper or used computer paper, Masking tape

While this article is taken from a clinic file and is very basic information, it's good information if you are just starting to use an air brush in your modeling. We hope this article helps you. Good luck with your air brushing and modeling!

NEW PAINT COLORS

With the Air Brush 101 article on the preceding page, we thought it might be nice to re-run the new paint color chart. Here are the codes for the charts - **A** – Acrylic **E** – Enamel **F** – Flat **G** – Gloss **M** - Metallic **HU** – Humbrol **VA** – Vallejo **MM** - Model Masters **TE** – Testors **TS** - Tamiya Spray **GS** - Gunze Sangyo **XF** - Tamiya

Floquil Color	New Man.	Part #	New Color Name	Kind	Sheen
Dust	VA	70.820 #4	Offwhite	A	
Rail Brown	VA	70.795 #216	Green gold	A	
Primer	MM	1730	Flat Gull Gray	E	F
Engine Black	MM	1747	Gloss Black	E	G
Reefer White	MM	2720	Classic White	E	G
Reefer Grey	TE	1233	Flat Light Aircraft Gray	E	F
Grimy Black	VA	70.924 #94	Russian Uniform WW2	A	
Railroad Tie Brown	HU	10	Service Brown	E	G
Flat Clear	MM	2015	Flat Clear	L	F
Aged Concrete	VA	70.976 #120	Buff	A	
Weathered Black	XF	56	Metallic Grey	A	F
Caboose Red 110020	MM	1705	Insignia Red	E	F
Flesh	VA	70.928 #6	Light Flesh	A	
Tuscan	MM	1701	Military Brown	E	F
Reefer Orange	HU	18	Orange	E	G
Reefer Yellow	MM	28104	Chrysler Yellow	E	G
Railbox Yellow	MM	1708	Insignia Yellow	E	F
Brunswick Green	XF	63	German Grey	A	F
Burlington Northern Green	GS	66	Bright Green	A	F
Dark Green	MM	1710	Dark Green	E	F
Light Green	MM	1716	Pale Green	E	F
Depot Olive	XF	5	Flat Green	A	F
Pullman Green	HU	86	Matt Light Olive	E	F
Coach Green	XF	71	Cockpit Green	A	F
Dark Blue	TS	15	Blue	A	G
Light Blue	XF	18	Medium Blue	A	F
Missouri Pacific Blue	TE	1172	Flat Sea Blue	E	F
Missouri Pacific Lighter Blue	VA	70.961 #67	Sky Blue	A	F
Missouri Pacific Grey	HU	40	Pale Grey	E	G
Great Northern Sky Blue	MM	2715	French Blue	E	G
Conrail Blue	MM	2012	Cobalt Blue	E	F
Signal Red 1	MM	2719	Italian Red	E	G
Roof Brown (Orig)	VA	70.941 #148	Burnt Umber	A	F
Dust	MM	2010	Sand Beige	E	F
Boxcar Red	XF	64	Red Brown	A	F
Earth	MM	1706	Sand	E	F
Concrete	MM	1726	Light Sea Gray	E	F
Mud	XF	57	Buff	A	F
Foundation	MM	1709	Radome Tan	E	F
Antique White	VA	70.918 #5	Ivory	A	
Grime	MM	1733	Camouflage Gray	E	F
Depot Buff	HU	81	Matt Pale Yellow	E	F
Caboose Red 110088	HU	133	Satin Brown	E	F
Old Silver	MM	2714	German Silver Metallic	E	M
Bright Silver	MM	1402	Stainless Steel	E	M
Bright Gold	HU	16	Gold	E	M
Brass	MM	1417	Brass	E	M

Floquil Color	New Man.	Part #	New Color Name	Kind	Sheen
Copper	MM	2922	Champagne Gold	E	M
Gun Metal	TS	38	Gun Metal	E	G
Graphite	TS	40	Metallic Black	E	G
Southern Pacific Lettering Grey	MM	1729	Gloss Gull Gray	E	G
Southern Pacific Lark Light Grey	VA	70.884 #104	Stone Grey	A	
Southern Pacific Lark Dark Grey	MM	1791	Navy Gloss Grey	E	G
Union Pacific Armour Yellow	TE	2118	Deep Yellow	E	G
Southern Pacific Daylight Orange	MM	2770	GO Mango	E	G
Southern Pacific Daylight Red	VA	70.910 #27	Orange Red	A	
Southern Pacific Scarlet Red	MM	2733	Ford Engine Red	E	G
Platinum Mist	VA	70.883 #152	Silver Grey	A	
Union Pacific Armour Yellow (faded)	HU	103	Matt Cream	E	F
Union Pacific Harbour Mist Grey	XF	20	Medium Grey	A	F
PFE Light Orange	GS	109	Character Yellow	E	F
Southern Green	MM	1764	European Green	E	F
Southern Freight Car Brown	HU	186	Brown	E	F
Santa Fe Red	TE	1150	Flat Red	E	F
Santa Fe Blue	MM	1719	Insignia Blue	E	F
Santa Fe Yellow	MM	2023	Blue Angels Yellow	E	F
Santa Fe Mineral Brown	MM	1785	Rust	E	F
Reading Green	HU	116	Matt US Dark Green	E	F
Tuscan Red	TE	1140	Brown	E	G
Oxide Red	MM	2009	British Crimson	E	F
Canadian National Orange #11	VA	70.911 #22	Light Orange	A	
Canadian National Orange #11	MM	4629	Chevy Engine Red	E	G
Canadian National Grey #17	XF	55	Deck Tan	A	F
Canadian National Yellow #12	MM	1707	Chrome Yellow	E	G
Canadian National Green #12	HU	1325	Green	E	
CNW Yellow	MM	201	Cadmium Light Yellow	E	F
CNW Green	XF	70	Dark Green	A	F
Wisc. Central Gold	TE	1112	Light Yellow	E	F
Wisc. Central Maroon	MM	28112	Honduras Maroon	E	G
TTX Yellow	VA	70.949 #10	Light Yellow	A	
MKT Green	GS	312	Green	E	F
NYC/PC Green	TE	4210	Verdigris	A	G
CSX Grey	TE	1226	Flat Dark Aircraft Gray	E	F
CSX Blue	VA	70.809 #54	Royal Blue	A	
CSX Black	TE	1147	Black	E	G
CSX Yellow	MM	1707	Chrome Yellow	E	G
SOO Line Red	HU	1321	Red	E	
Znc Chromate Primer	MM	2003	Skin Tone Warm - Tint	E	F
Aero Light Gray Primer	MM	1728	Light Ghost Gray	E	F
Aero Base Black Primer	MM	1749	Flat Black	E	F
Aero Base White Primer	MM	1168	Flat White	E	F
D&H Blue	MM	2940	Racing Blue	E	G
D&H Grey	MM	1721	Medium Gray	E	F

There were 16 colors moving over to the Model Master Acrylic line from Polly Scale. They will be color matched to the Polly Scale line, but not guaranteed to be exact matches, as the formulations are different. They will be in 1/2 ounce bottles. They are all flat colors.

4873 Reefer White
 4874 Aged White 4875 Aged Concrete 4876 Concrete 4877 Earth 4878 Depot Buff
 4879 Reefer Yellow 4880 Caboose Red 4881 Boxcar Red 4882 Oxide Red 4883 Signal Green
 4884 Roof Brown 4885 Railroad Tie Brown 4886 Reefer Gray 4887 Grimy Black 4888 Engine Black

DIV 1 MODELERS MEET 2026 – RECAP!!

NCR EVENT

Division One hosted their 3rd Spring MODELERS MEET on a cool and cloudy Saturday in April. Perfect for being indoors, attending clinics and seeing some great modeling by fellow model railroaders! With about 60 attending the days activities, everyone had a great time. Layout tours followed the activities at the Senior Center in Sylvania, Ohio. Clinics, tours, vendors and displays... just what's needed to get those modeling ideas going! THANKS Division One for hosting another great event.
More pictures on page 36!



Larry Burk, Div 10 member and local rail photographer, has sent us some great photos from what could be a new "hot-spot" for railfanning – HOLLY! Here is some of his work – (left down, then right) Empty coal train NB passing the old interchange track with Chessie/CSX Jan 1991 • CN train 251 NB with an NS unit trailing Nov 2024 • CN train 251 NB crossing the Lake State Railway (ex C&O) tracks at the still standing tower Apr 2026 • CN train 251 NB passing the Holly Union Station prior to it's move with a UP leading Nov 2025 • LSRC run-through train Z17 with CSX power passing the soon to be moved Holly Union Dept Dec 2025. The depot move (approx. 500 feet west) waited for this train to pass before actually moving • LSRC grain train SB crossing the CN with Semiquincentennial unit 1776 leading Feb 2026 • LSRC light engine move NB after taking a grain south to CSX interchange at Wixom Mar 2025 • CN rail train SB passing Holly Union Depot Mar 2024

THANKS Larry for sharing your talent! Larry also does drone video's, search youtube for **ClinchValleySD40**



Here is where your news items, rumors, and gossip of just about anything in the Model Railroading hobby can be reported. Whatever it is, send it to us and we'll let everyone else know!

BTR #1 - We did get a few links to share, so we're passing these along....

Just in case you didn't get this or see it.... Here is the UP-Big Boy schedule as it comes east to Philly and then west again.... www.up.com/about-us/history/steam/schedule

A video on Minnesota iron range part 1 - www.youtube.com/watch?v=4pt4T9B5Wso

NCR President Rich Mahaney sends along this link - Basic Figure Painting Step-by-Step, A video by Ian Fainges: https://www.youtube.com/watch?v=UpjsZb6_LVs

BTR #2 – NATIONAL S SCALE CONVENTION! Shown in the ad on page 31, The Southeastern Michigan S Gaugers club is hosting a national convention of S scalers August 5-9, 2026. To make the event extra-special, we would appreciate contributions from our fellow NCR - NMRA modelers. Three ways you might help are:

- present a clinic on a topic that could be considered scale-independent
- host an open house at your layout for self-drive visitors (*the current schedule says Sunday only, but we'd like to offer layouts on other days too*)
- help judge our 1/64 scale model contest.

For information, check the convention website – www.nasgconvention.com -- or contact Gaylord Gill at 248-444-6927 gcgill@comcast.net

BTR #3 - MICHIGAN RAILROAD CLUB PROGRAMS The Michigan Railroad Club meets the first Wednesday of each month. Meetings are held at the Radcliff Center, 1751 Radcliff St in Garden City, Michigan. This is south of Ford Road along Wildwood St. on the East side of the street. Parking is on the West side of the building at the main entrance and we are in room 135. The program schedule looks like this:

June 03, 2026 - "Streetcars, Trolleys and Trams" by Mark Cowles:

July 01, 2026 - Photos from the late Bob Murtrie collection of the D&TSL and DT&I presented by Jack Watts

August 05, 2026 - To Be announced

September 02, 2026 - "911, 25 years" by Gary Sample:

Meeting starts at 7 p.m. and ends at 8:50 p.m. (we have to be out of the building by 9 p.m.) ALL are most welcome. Questions, contact Kenneth Borg, 3512 Merrick, Dearborn, MI 48124-3849

BTR #4 - MODEL RAILROAD CLUB LISTING

In the March-Spring HotBox, we floated the idea of an annual (or so) Model Railroad Club listing/directory. So far, we've only received two responses. SO.... here's the deal.... if you are a member of a model railroad club and would like to be included in this list, you need to provide your information to the HotBox. Name, location, phone, email and scale. Also let us know if you are accepting new members! To be included, send your club information to the HotBox editor at – barry76LT@wowway.com We hope this annual listing will encourage others to consider joining your club, thus increasing participation in our great hobby!

BTR #5 - NCR MEMBERS IN PRINT Since the last issue of Hotbox, these NCR members have been in the model railroad printed media – Matt Letts of Div. 6 had a letter about eras of modeling interest published in the March RMC, page 5. Ed Biegas of Div.8 had a photo of his HO Granson Railroad on pages 82 and 83 of the March MR. He would like you to note that his photo was LARGER than that of Sir Rod's railroad on the next page. Brooks Stover of Div 5 described modifying an S scale Baldwin diesel in May MR, page 26. Tony Koester described Div 1's Doug Tagsold habit of rebuilding layouts in the Trains of Thought column on page 66 of the April MR. Dr. John Campbell, MD, MMR of Div 2 had an article titled "How I done it," starting on page 56 of the June issue of NMRA magazine. Also in the June NMRA magazine, was a letter written by NCR Secretary John Young on his take of the NMRA status. If you have an article, photo, or letter feel free to notify me for inclusion in this list. Phil Doolittle, doolittlep@comcast.net

DISCLAIMER!!- While we will try to verify most stories, the HotBox, HotBox Editor, NCR Board of Directors, its agents and representatives will not/cannot be held responsible for mis-information presented in this column.

GRAND RAILS 2026

NCR 3-DAY CONVENTION

OCTOBER 8-9-10, 2026

**HOWARD MILLER COMMUNITY CENTER
14 SOUTH CHURCH STREET
ZEELAND, MI 49464**



WELCOME to the NCR Model Railroad Convention, **GRAND RAILS 2026!** The convention is being hosted by DIVISION FOUR, located in West Michigan. We are planning a great weekend of model and prototype railroading, just for YOU! Please access our website for all of the important information you need to help you to decide to attend this event.

As you'll soon read, we're concentrating on having fun and learning all about model railroading! All you need to do is fill out the registration page, send it in with your registration fees and you'll be part of one of the greatest model railroad events in Michigan! Come and join us for the **MAXIMUM** model railroad FUN, all in one weekend!

OPEN TO ALL MODEL RAILROADERS!
You do NOT have to be an NMRA member to attend!

EVENT HIGHLIGHTS INCLUDE - layout tours, railroad operating sessions, clinics, railroad displays, and more

SEE THE DIVISION 4 WEBSITE FOR UPDATES AND EVENT INFORMATION www.grandrailsdiv4.com

Save the dates AND come join us for some great days of model railroading, learning and fun!



GRAND RAILS 2026 - NCR CONVENTION

NCR NEWS

**GRAND RAILS 2026 NCR 3-DAY CONVENTION
HOWARD MILLER COMMUNITY CENTER
14 SOUTH CHURCH STREET ZEELAND, MI 49464**

Registrant First Name		Last Name		
NMRA Member Number		___ Dr. ___ Mr. ___ Mrs. ___ Ms. ___ MMR		
SIG Memberships (shown on badge) ___ LDSIG ___ OPSIG ___ PRO ___ RPM ___ N ___ S ___ G				
Complete Name As It Should Appear On Badge		Telephone:		
Street Address				
City		State	Zip	
E-Mail Address				
Name Of Companion		___ Dr. ___ Mr. ___ Mrs. ___ Ms. ___ MMR		
Registration Rate		Amount	Quantity	Total
NMRA Member Registration		\$60.00		
NMRA Member Registration (after Sept 1, 2026)		\$75.00		
Non Member Registration		\$80.00		
Non Member Registration (after Sept 1, 2026)		\$95.00		
Become an NMRA Regular Member before Sept 1, 2026 (DOES NOT INCLUDE 9-MONTH RAIL PASS)		FREE		
Companion Rate		\$30.00		
Youth Rate (17 and under w/parent)		\$5.00		
Student 18 to 25 (with valid student ID)		\$20.00		
Total **Must accompany Full Registration				

Please make checks payable to "**DIV FOUR OF THE N CENT REG NMRA**"

Mail to:
**Grand Rails 2026 Registrar
Gaylord "Stu" Stewart
1349 Bent Tree Dr.
Hudsonville, MI 49426-9452**

QUESTIONS? grandrailsncr2026@outlook.com




GRAND RAILS 2026 - NCR CONVENTION

NCR NEW

LAYOUT TOURS AND OPS SESSIONS!

GrandRails 2026 will be a great opportunity to see model railroads which you have not yet seen, and to view progress on model railroads which you have seen before. Included as a layout tour will be two opportunities to ride on the White Creek Railroad. This is a 7.5" gauge railroad with 5 miles of main line situated on 120 acres of private property. Here's some teaser photos for now.... more in the September HotBox too!

John Bona and Frank Dekker, GrandRails 2026 Layout/OPS Committee Chair



CLINICS!

We are fairly set on clinics. Thanks to those that have volunteered! Here's a look at who is presenting and some of the topics to be covered.....

PRESENTERS - Bruce DeYoung MMR, Tim Verburg, John Young, Dave Capron MMR, John Bona, Ralph W Moxley II, Don Bergman MMR, David Bibbons, Norm Logan, Steve Harsh, George Hermach, Irvin Chielewski, David Zolinierck, Alex Schneider

SUBJECTS COVERED - Making Aspen Trees - UP railroads - Making and modeling with rock molds - Using your photos for backdrops - Lighting structures and scenes - Introduction to operation on a room size layout - Creating museum quality backdrops - Maintaining your rolling stock (workshop) - Soldering (hands on workshop) - Rolling stock check-in (workshop) - Modeling WOOD trestles and bridges - Modeling Prototype Pros and Cons - Building Craftsman Kits - Trees;maples, oaks, aspens, birches (make-n-take) - Modeling streams and water falls - The Ann Arbor 1955 - Coal train @ JH Campbell power plant - Ergonomics of Layout Design - Car cards and a Clerk - Dead rail running - AI in our hobby - Making real coal loads and modeling the coal industry - Logging in the steam era - Building "Old" kits - Bridges (wood to steel)

Dave Capron, GrandRails 2026 Clinic Committee Chair caprond33@gmail.com

GRAND RAILS 2026 - NCR CONVENTION

NCR NEWS

THE NMRA IS ABOUT SHARING OUR PASSION

NMRA North Central Regional Convention will be held on October 8, 9, 10, 2026. The convention headquarters will be in Zeeland, Michigan.

MODEL SHOWCASE!

ANNOUNCING!! - We will have a model showcase as follows:

** Model check-in: Thursday noon to about an hour before op-sessions start and Friday from registration start to noon, with exceptions if needed.

** Model pick-up: Saturday before 4:00 PM


** AP evaluations should be prearranged for Saturday between 9am-2pm


Also we are looking for help in the following areas

Model Showcase Coordinator - AP Evaluators

Clinic Room helpers - Registration helpers





GENESEE
COUNTY
PARKS 

44th Annual

RAILFANS WEEKEND

AUG 1-2
11-5 pm



810.736.7100, ext. 6 | geneseecountyparks.org | 6140 N Bray Rd. Flint, MI 48505

ILLINOIS CENTRAL - IOWA DIVISION MEMORIES

In the March issue of Trains Magazine was an ironic article about the 2700 mile Illinois Central Railroad now wanting to purchase the 850 mile Chicago Central & Pacific for \$139 million, plus the assumption of \$18 million draft owed by the CC&P. In 1985, the Illinois Central Gulf sold its Iowa Division to a private party for \$74 million and the Chicago Central & Pacific was born.



In 1972, the Illinois Central merged with the Gulf Mobile & Ohio and the Illinois Central Gulf was born. It was not a good merger because the two railroads served many of the same towns and now had to maintain two tracks to get to the same place, so the new railroad found it necessary to downsize the underachieving 9100 mile system. In 1985, the ICG had the opportunity to sell its Iowa Division (which was not a big money maker under the old full crew work rules) and it did complete the sale.

During the 12 years since that sale, the railroad world has changed. The ICG has reduced its mileage from 9100 to 2700 miles. It also changed its name back to the Illinois Central and began to post its own impressive profits and become one of the best managed railroads in the country. The operating work rules have changed allowing smaller crews to operate the trains. In recent years certain mergers have taken place, the Burlington Northern Santa Fe and the Union Pacific North Western and now the impending Union Pacific Southern Pacific. These mergers worry the Illinois Central and the Chicago Central.

In 1985, the coal traffic coming out of the Wyoming coal fields was just getting off to a good start. The CC&P does a big grain business in Iowa and turns it over to the IC in Chicago where it is delivered to Illinois corn processors and more to Gulf ports. CC&P runs unit coal trains from WP in Omaha to Chicago and from BNSF in Omaha to a rail/barge terminal in Dubuque, Iowa and also feeds coal

trains to a Commonwealth Edison plant in Plaines, Illinois, south of Joliet. A merger between IC and CC&P would be beneficial to both railroads.

The closest that I ever lived to the IC Iowa Division was 6 miles away, but I have many pleasant memories of that Division which I will explain. In the summer of 1932, at age 10, my mother and I went someplace together on a suburban street car that I had never ridden before. Where we went or why we went, I have no idea. But at age 10, I was already a railfan, but knew nothing about scale model railroading. On the way back home on this new to me street car line we were running parallel to a steam railroad that was above ground level with a concrete retaining wall. As the street car turned to pass under a railroad viaduct, I spotted a concrete stairway leading up to what I thought would be a commuter station. When my Dad got home from work, I named the street car line that we had ridden and the approximate location of the suburban station I had seen and wanted to know what railroad it was. My Dad was never as serious a railfan as his son, but since I was only 10, he knew much more about the Chicago railroads than I did. He told me that the railroad track that I had seen was probably the IC-Iowa Division and at one time the IC did run commuter trains to a western suburb, but he had never ridden that line and he did not know how far the commuter trains ran or the service was still in operation.



At age 14, I received a bicycle and I was now able to explore the world. When school was out in June, I explained to a school mate (who also had a bike) that I wanted to pay a visit to the IC-Iowa Division and why and he agreed to go with me. I didn't really know the specific location, but knew the approximate location of the street car line, which we easily found and followed the tracks until we came to the IC-Iowa Division. By 1936, the concrete stairway had a wooden barricade at the bottom, so we left our bikes at the bottom and went up the stairs. There was still a concrete station platform trackside, but the station had been torn down, so it was obvious to me that at one time there had been commuter service but I still didn't know where it went.

By 1936, I had an Aunt living in Glen Ellyn, IL a western suburb and frequently went to see her, sometimes with my parents or sometimes alone. We had two choices, use the CA&E or the C&NW Either way we would cross the IC-Iowa Division in Elmhurst. If we used the CA&E the crossing was a diamond. If we used the C&NW it was a bridge. Later, in 1938 when we had a car and used St Charles Rd, the grade crossing in Elmhurst was protected by gates that were manually operated from the tallest gate tower I have ever seen. Whenever I hear Barbra Streisand sing "On a clear day, you can see forever!", I still think of that tall gate tower that is long gone.


Time marches on. On a spring Saturday when I was 19 and had graduated from High School and was now working for a living, I left in the morning and told my parents that I was going to find out more about the IC-Iowa Division and would not be back until supper time, so my kind hearted Mother gave me a brown bag lunch. I took a bus as far south as the bus route went and continued walking south until I found the IC-Iowa Division. The line was above ground level at this point and when I got to the track level, I found an 0-8-0 switch engine sitting on the mainline, while the engineer and fireman were studying some work orders.



When they finished checking the orders, the two of them saw me admiring that panting, hissing, 0-8-0 locomotive and the engineer said, "We have to back onto that siding and pick up a car at the end of the siding and come back here to get on the main line, would you like to go for a ride"? Little did he know that was like asking a man who had spent a day lost in the desert if he would like a drink of water. I was up into the cab so fast, I don't remember touching the steps. It was a long siding and I enjoyed the ride. When we returned to the main line, I departed the 0-8-0 and watched while

they backed up going east and I walked west along the main line. I soon found the station remains that I had seen twice before and walked all the way along the tracks to Elmhurst where the IC crossed the CA&E and the CGW. This was about a 7 mile hike and I located about 4 more abandoned suburban stations along the way but still had not found the end of the line for the former suburban service. At the IC diamond over the CA&E I turned east and walked a very short distance to the CA&E station and caught a train back to home base.

Before I continue with my suburban train mystery let me inject a little IC-Iowa Division history. By 1870, the IC had a branch line that went completely across the north end of Iowa, but only a short distance into Illinois with no direct link to Chicago. In 1870, the IC was primarily concerned with completing the railroad to New Orleans and building a bridge over the Ohio River, When those two projects were completed, around 1880, the IC slowly began to complete the railroad from Freeport, IL to Chicago, IL.



By 1888, the IC had completed a line from Freeport IL. to a place called South Addison, IL but was unable to get trackage rights into Chicago over any other railroad. So work began on the St. Charles Air Line from South Addison to the 12th St. Depot of the IC in Chicago. This was not a direct line approach to Chicago, but better than none. This line opened for service in 1891 and commuter service opened shortly thereafter.

Meanwhile the new Don Watson family moved to Lombard, IL about 6 miles south of the IC-Iowa Division in 1947, but we had no car and I used the train to commute to downtown Chicago. By 1949, we had a car and my quest resumed.

North Ave, was one of the early 4 lane east-west highways out of Chicago and at the spot referred to as South Addison on the IC's single-track line was a wye. Two points of the wye were on the main line and the third point led due north to the town of Addison. In 1949 a small town not served by any other railroad. At Addison the track ended at a small commuter station still standing and at long last I had found the end of the onetime commuter service on the IC-Iowa Division.



A few months later, I made another discovery. Perhaps a mile east of the wye, on the mainline, we crossed an old wooden bridge on a little used 2 lane road over the single-track IC line. A 1/2 mile later we crossed the C&NW 3 track main line at grade. Why would the highway department build a bridge over a single-track main line with little traffic and not build a bridge over a busy 3 track main line? Later, I went back to the bridge and parked the car and went down under the bridge to investigate.

Although there was only one main line track now, at one time this had been the storage yard for the commuter coaches and since the yard would be full except for the morning and evening rush hour, the highway department put in a bridge and never took it down.

My final experience with the IC-Iowa Division came in 1985 when it had just become the CC&P. We were in Rockford, IL visiting our #2 son and his wife. #2 son is also a railfan. After dropping the

wives at a shopping center, our son took me over to an industrial park where a CC&P diesel was picking up loaded cars and dropping off empties at several different factories. During my lifetime, I have spent many hours at freight yards usually from a pedestrian bridge, watching freight cars coming down the hump to be shunted to the proper track to be made up into separate trains going to various locations. When these cars couple with the cars already on the track, the noise is usually deafening and I always wonder why anyone would ship by rail. This was the first time that I had ever had the opportunity to watch an experienced engineer and brakeman work together. What a team these two men made. The brakeman would signal the engineer at the precise time for the speed of the locomotive so that the coupling sound was a clink not a sonic boom. After seeing these two men in action, I was ready to ship fresh eggs by rail as long as there was a card on the car that read DO NOT HUMP.



I hope that the CC&P returns to the IC so that the IC-Iowa Division will live again. My fond memories will remain regardless of the merger or not, but I still regret that I was born too late to ride a commuter train over the St. Charles Air Line.

Division 6 member Don Watson, gave these lessons nearly every month and they always entertained and informed. After Don's passing at the age of 90, his family presented them to Div. 6 and the NCR.

NCR BOARD ELECTIONS

NCR NEWS

Members, we need someone to run for the Secretary of the North Central Region. It is not a difficult position, attending two Board meetings each year, taking notes about the meeting and publishing them to the rest of the BOD are the only responsibilities of the Secretary. I have served for two terms and am term limited to run for a third term. PLEASE, if you have ever considered a position to help lead our Region, reach out to me and volunteer. You won't regret it. Email or call me please, John Young cdjhyoung@yahoo.com 517-449-9063

DIV 2 OPEN HOUSE EVENT – RECAP

NCR EVENT

Division Two hosted their Spring Open House on Saturday May 16. It was a great Spring Day (finally) to go out for a nice drive and to visit some great modeling by our fellow model railroaders! We had about 60 visitors who toured 6 different railroads that were staffed by NMRA members. The Railroad locations were spread throughout Leelanau and Grand Traverse Counties.

The event was a fundraiser for our local food banks and not open to the public. The invitations went out only to select groups; the Newcomers Group of Traverse City, The Father Fred Food Pantry Volunteers, LCN Food Pantry Volunteers of Leelanau County, and of course our fellow NMRA members. A few of the 9-month Rail pass Applications were taken, so who knows, maybe we will see some new members.



Doug Tagsold from NCR Div. 1 taking pictures at Ernie Barry's East Raton and Sante Fe Railroad.



Casey Bartman (blue shirt) from the SER and Rick Ware (with hair) from NCR Div. 10 discuss Jens Hensel's Railroad with him.



Dr John A. Campbell MMR and Pete Magoun MMR discussing John's Car Ferry with Visitors.



Visitors admiring the Harbor scene in Frankfort MI. on Dr John A. Campbell's, MMR, Ann Arbor RR

Looks like it was a great event, supporting some great causes! Congratulations to Division 2 for this event!

Build a Short Detector

This has been a pet-peeve project that have worked on for many years that literally drove me crazy during layout operations. Mike Tranquilla and Pierre Willermet warped their minds on many ideas over the years, along with a circuit board developer for AT&T and I.T. Programmer here in KY. Would like to share it with all NCR members who may wish to apply it to their layouts. It's really cheap and all down here love it, except for the \$FINE. Sure you know the expression, "IT'S NOT ME"!

This article is for those that would be interested in a specific District 'Short Circuit Alert' for layout operations.

Years ago during operation sessions and still today, when an operator encountered a short in their district it shut down the DCC power, tripped DCC Power Alarm beeping over and over until it was remedied and, all the operators waiting for the problem to be corrected. Can be quite annoying especially when it is a lengthily ordeal. Over the years tried what seemed to be hundreds of ideas that this occurrence could be isolated and not interfere with the other operators, however: just never worked, extremely fidgety in adjustments or just down right impossible. The idea was mostly in an effort to make it: safe to use, easy to make, no ridiculous expenses, reliable, easily noticeable and, most importantly 'no interruptions for the other operators'.

Then very reliable short circuit breakers became available on the market for this very reason and installed on layouts, mine down here in Kentucky included. These also help to prevent frying DCC DECODERS and DCC LOCO MOTORS. Even though this was a good solution, in my little world it was not the complete end-all answer. When 'shorts' occurred the other operators were not interrupted but, it was not always recognizable by the operator that the 'short' was in their district. In other words, the other operators would holler out 'it's not me' and the guessing began to find the guilty party, or someone had to be able to see all the short circuit boards for an un-lite board LED and, then know which district it was bla-bla-bla!

Beginning of 2025 made a resolution to myself and to others here in Kentucky that I pestered, 'ONE LAST TRY PERIOD, NO GO FORGET IT'. So, spent quite a good amount of time posing the question in many different ways to 'AI' looking and hoping for potential ideas. Should have kept the one question and reply and wrote it down that was asked of 'AI' that gave me a hint. This is not the exact 'AI' reply, but something like this; 'determine: go no go; auto power on off; night day switch; brake in auto circuit / reset control; low or no voltage control. The one portion in that reply was the method that rang out loud in my mind, 'DARK - NO GO / LIGHT - GO '. From this came 'DARK = POWER OFF' and 'DAYLIGHT = POWER ON'. This was what made it happen, just copying what a solar sensor does and it met every requirement.

The SHORT CIRCUIT OPERATOR ALERT has worked very well so far, now over 1 year. It all begins at the District's Main Power Control Panel that is powered by the DCC Power Booster. If you like it feel free to use it and share it with others, have no desire to make any \$\$ from it. Feel as though it's a little contribution to the hobby as so many others have done for all of us.

Photo of my Main Power Panel for 10 Districts Control Board. The districts are color coded with matching track feeder wire color and turned on or off for trouble shooting.




Above are 10 NCE EB1 Single District Circuit Breakers connected individually to the 10 track power bus wires. (Chose these for low cost; there are other DCC circuit breakers available from other manufactures.

Below: NCE EB1 Circuit Breaker. For this set-up, these are the only functions required to be used.

- * Left side; Power IN from Main Control Panel.
- * Right side: Power Out to the District Power Bus.
- * Top center: 3 toggle switches for sensitivity settings. Directions for setting the switch sensitivity settings are a trial and error method that falls in line with each specific district being effected by: few locos or many locos in a district. Note: Terminals 1-2-3-4 on the bottom side 5V power, not used.



Items to make the Short Circuit Operator Alert: This is an LED Flip Flop Circuit Board, about \$5.00 for 4 from AliExpress, Amazon more \$.




Solar Light Sensor, about \$1.10 apiece from AliExpress, Amazon more \$.



Additional needs: simple 1/4" / 5mm plyboard or other, terminal strips, wire, screws, etc.


- * Assemble the LED Flip Flop Circuit Board without the LEDs and attach to plyboard.
- * Solder 2 sets of 2 wires each to the normal locations that were for the LEDs Red+ / Black- and Red+ / Black-. Connect these wires to the 4 set terminal strip. This terminal strip is for connecting to a Layout Control Mimic Panel with two RED LEDs.
- * Attach the Solar Light Sensor to the plyboard and attach to LED Flip Flop Circuit Board. This LED Flip Flop requires 7 to 11Volts to operate. This Solar Light Sensor operates on 12 to 24Volts input power and outputs 12Volts power. For connection to the LED Flip Flop use an appropriate sized resistor to supply 9Volts. The Solar Sensor was hot glued to the plyboard.
- * Attach another two sets of two terminal strips to plyboard.



Next, make a box to cover the Solar Light Sensor, (one shown is 1" T x 1 1/4" W x 1 3/4" L. Paint the interior black and install a white / clear 3mm LED inside. LED glued in place with PVA Glue. Cover provides a 'DARK = LED OFF - NO-GO TRACK POWER OFF' or 'LIGHT = LED ON - GO TRACK POWER ON'; it's an environment imitating night and day for the Solar Light Sensor.




Next, solder a 2.2K resistor to the +/anode leg and solder 2 wires to the LED, (2.2K was chosen for 14.7V DCC Track Power and should last eons), then attach wires to the terminal strip. Wires from this terminal strip connect to the track power bus wires of the district for the Control Mimic Panel. Shown on the box cover is a tab with hole for attaching to the plywood. Attach the Power Input wires to the Solar Light Sensor to the terminal strip. (For my 10 Districts used two wall warts @ 14V 1Amp power sources, 1 for each of the 5 districts.)



Above is the complete Short Circuit for the 'Operator Short Circuit Alert'. This could be used as an additional indicator added separately to a layout other than a Control Mimic Panel, provided 'DCC Short Circuit Boards' are used from the DCC Power Source.

Below, a complete District Circuit Board for all visuals on the Control Mimic Board: LEDs and switches for turnouts for one district on my layout.



Excluding the NCE EB1 Single District Circuit Breakers, each Short Circuit Board with a: Flip Flop, Solar Sensor, Terminal Strip material, LEDs,

wire, screws, and two 14V power sources cost less than \$10.00 each for all 10 districts. And, it works without aggravation to other operators.

Below: Control Mimic Panel

When there is a Short Circuit the two 5MM RED LEDs in the upper right corner will light-up flashing back and forth just as a Railroad Crossing Signal. It is easily seen by the Operator.

NOTE: To help every Operator in a District, when a turnout is thrown FROM NORMAL OPERATING POSITION, the 3mm RED LED on the panel will light up flashing; indicating when FINISHED RETURN TURNOUT TO NORMAL OPERATING POSITION.

Additional NOTE: Violators of Not Returning To Normal Position for next train are fined and must donate \$1.00 to the cookie jar!!



More than likely there are other approaches and devices that have developed to do as this does, and if so, glad there are. Operating can be quite a bit of fun, and when controls and signals are in place it further enhances the experience. I find making it easy prevents: confusion, arguments, frustration, poor choice of words and, your friends will come back for more choo-choo play.

Years ago I was a NCR-Division 6 member, now Division 10 member of Southeast Region which includes Somerset, Kentucky. Rich Murphy



Come take a look at **S Scale**

At the *Annual Convention of the
National Association of S Gaugers*



See examples of excellent modeling in 1:64 scale

**AUGUST 5-9, 2026 DEARBORN-DETROIT DOUBLETREE
CONVENTION IS OPEN TO MODELERS OF ALL SCALES**

— One-Day Registrations Available —

- DEALER HALL • MODEL CONTEST • LAYOUTS
- CLINICS • EXHIBITS • LIVE AUCTION • TOURS



See details and register at: nasgconvention.com

Event hosted by the **Southeastern Michigan S Gaugers**



Gaylord Gill's
BUFFALO & CHAUTAUQUA

Bob Stelmach's
RED PINE &
OXVILLE



Dan Navarre's
KEWEENAU BAY
& RIVER RAISIN

**PLEASE SEE RELATED ANNOUNCEMENT IN "BETWEEN THE RAILS" in this issue
for information on how you can contribute to this event!**

Shuffle the deck

Thoughts from the basement

I use car cards for operating sessions on my layout. There are about 140+ cars to be switched each time, so that makes for some variety. Even so, it can get in to a pattern after a while. When that happens, it is time to mix things up a bit.

OK, this time, the grain cars go from the elevator to an interchange rather than the yard. I got no comments for that one from my operators at first. But at the next session, when it was time to bring the cars back home to the elevator from the interchange, the operator notice the difference. It would be a facing switch move at Jonesville to make that happen, and that got some comments. "We've never had to do that before." Well that is the point!

Jonesville has one of the major customers on our railroad, National Amalgamated Canning, or NAC for short. They recently upgraded their can making equipment to where they make more cans than they need. (And yes, some of the new equipment was shipped in by rail.)



So, now they need a double door boxcar to ship the excess cans out to the new customers. Trouble is, the Jonesville Turn that services NAC is already at the 6 car limit for trains on the Mountain branch. So, how to get it there? Sometimes the train that services the elevator at Jonesville will have to handle the extra boxcar for the NAC Can Plant, or if it is maxed out with 6 cars already, one of the upbound freights will get the honor. That gets some comments from the operators that do not normally switch the NAC, and yes, it is a facing point switch for them too.



Grafton Yard gets jammed at times, and rather than taking cars off the layout, we can send some to another yard. Van Doren has three small yard tracks. So once in a while, some cars need to be stored that Van Dorn to give Grafton room to work. Or once, we had a train made up but there was no crew available. Grafton could not take in another train until they could send a train out. So when we found we had a crew waiting in a siding for a train to pass, we had them take the ready freight out of Grafton Yard to the Powerhouse siding at Newberg, and then go back to their train. Grafton , un-jammed!



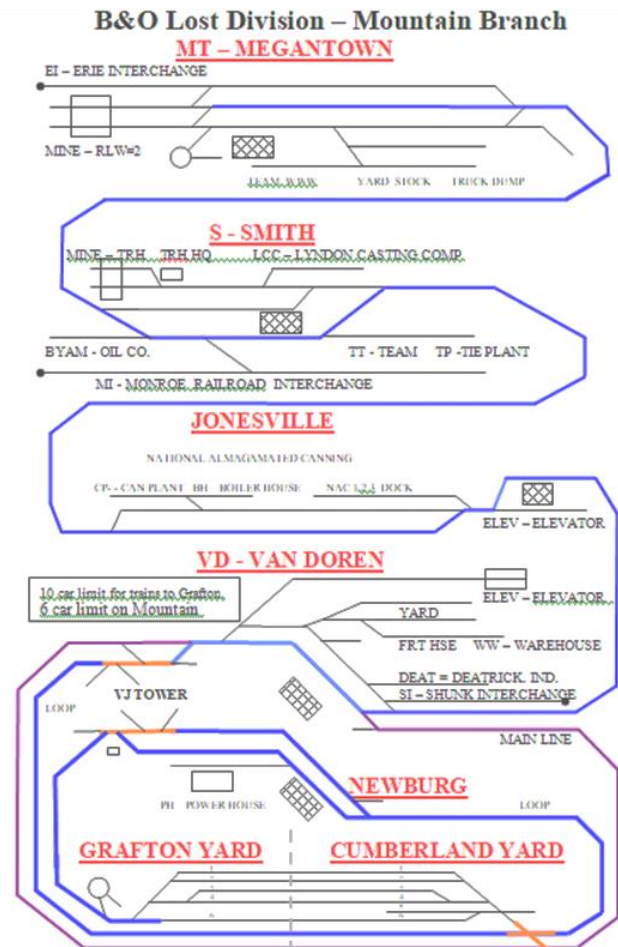
Meanwhile, back at Van Doren, they tend to get most of their work done before the end of the operating session. Remember that seventh car on the Jonesville Turn? Have the Turn set it off at Van Doren and they can go up to NAC and deliver it later. While they are up there, grab any cars that NAC has ready and put them into Van Doren Yard for pick up later. You see, there is a 6 car train limit on the Mountain Branch, but between Van Doren and Grafton Yard, the grades lessens, so 10 cars are then limit.

I may try setting off some loaded coal hoppers for the Powerhouse at Van Doren. They can run to Newberg and deliver them. But that could cause problems, as the mines will want the empty hopper cars and a way-freight would need to come to Van Doren to get the empty hoppers and do that. That would mix things up, quite a bit, so I may have to try that one out.



With enough operators, we may run an Office Car Special up the Mountain Branch. If it is winter, there may be a need to run plow trains to clear the snow from the tracks. If it is late summer, the Fair is on in Van Doren and we need to run an extra passenger train to get people to the Fair, and back home later.

Have done all of the above, to keep it interesting for my operators. What can you do on your layout to break up the routine?






2026
SCENIC CITY
EXPRESS
CHATTANOOGA
NATIONAL CONVENTION

2026 NMRA NATIONAL CONVENTION CHATTANOOGA, TN JULY 27 TO AUGUST 2, 2026

Layout Tours - Prototype Tours - Operating Sessions
Steam-Powered Excursions and Dinner Train - Banquet
Non-Rail Tours and other Activities - Train Show
Special Interest Groups - Railroad Historical Societies
Modeling with the Masters® - Celebration of Models

<https://www.nmra2026.org/>



NMRA
SOUTHEASTERN REGION
NMRA




35101 Ford Rd Westland, MI 48185 734-722-5700
33350 W Nine Mile Rd Farmington, MI 48336 248-919-0040
1480 Washtenaw Ave Ypsilanti, MI 48197 734-961-7575
12020 Fort St Southgate, MI 48195 734-250-7382



43055 Van Dyke Ave Sterling Hgts, MI 48314
586-254-1600

21714 Harper Ave St. Clair Shores, MI 48080
586-771-6770



2061 S Linden Rd Flint, MI 48532 810-720-2500
2055 28th Street SE Grand Rapids, MI 49508 616-247-9933

21770 W 11 Mile Rd Harvard Row Mall Southfield, MI 48076
248-864-5277



OTHER HOBBY SHOPS in the NCR - Whistle Stop Hobbies & Crafts, Decatur, IN - Phil's Hobby Shop, Fort Wayne, IN - The Gladieux Train Depot, Oregon, OH - Carlton Hobbies, Waterford, MI - J-BAR Hobbies, Tecumseh, MI - Hobby Recycling, Wyoming, MI **Please visit your local hobby shop!**

HOBBY SHOP NEWS – If you have a favorite hobby shop in the NCR boundaries that you would like to see listed on this page, please let us know!! **THANK-YOU to our hobby shops for your support!**

TRAINS & THINGS

Here's a Happy Retirement shout-out to Pete Magoun, MMR and past NMRA President, after his long standing hobby store in Traverse City, 43 years!, shut down for good. Enjoy your time with family and the hobby!! TRAINS & THINGS started in 1982. Pete was the third owner, starting in 1998. Seen with Pete (left) is Bob Long, store Manager and employee through all 3 owners since 1986!
Good Luck and Best Wishes to all!!



NCR – NMRA IN FILM

NCR NEWS

ALL ABOARD!! We mentioned this film project in the last HotBox. It was looking to be a great endeavour that included a look at our hobby of model railroading, as it ties into real railroad history. Well..... the bad news is that the project is on hold, possibly never to be finished or seen. Seems that financing was just too hard to obtain. Seems that nothing was possible or obtained from several inquiries to model railroading companies and organizations. Bummer!!!

Division One - Black Swamp Division (Northwest Ohio and Michigan Lenawee and Monroe Counties)
We meet at the Proclaim FM radio station community center at 7112 Angola Rd., Holland, OH 43528. Meetings are held on Friday evenings once a month from September - May. During the Summer (June - August) we will have a field trip to a rail museum, prototype site, layout tour, etc. The exact schedule, information about our activities and our monthly publication, the Train Order, are posted on our website at <http://div1.ncrmra.org>

Division Two - Tip of the Mitt (Northern Lower and the Eastern UP) Twenty-four counties, both north and south of the Mackinac Bridge. Meetings are typically held in Traverse City on the 3rd Saturday of each month. Planning is ongoing for 2025. We also go hybrid, connecting by Zoom. To request meeting invites and our quarterly newsletter, email our Superintendent, jens.hensel50@gmail.com

Division Three - 3 Rivers Division (Fort Wayne, Indiana and western Ohio)
Our meeting schedule is the 3rd Monday of the month with Zoom meetings in January, April, & October, In person meetings in February, May, August, & November with various meeting locations, & Operating Sessions in March, June, September & December at various members homes. Any updates/changes can be found on our website: <http://div3.ncr-nmra.org>

Division Four - Grand Rails Division (Grand Rapids and western Michigan)
We meet monthly using locations in Holland and Grand Rapids. All meetings start at 10am and details to be determined. For additional information contact Superintendent Mark Baldwin grandrailsdiv@gmail.com or 616-258-0110 or visit the NEW division website at - www.grandrailsdiv4.com

Division Five - Capital Division (Lansing and mid-lower Michigan)
Meets at 1pm, on the SECOND Saturday of each month at the Meridian Township Fire Department event room in Okemos. We meet September to May with additional activities added through the year. Please check our website or contact the Supervisor for meeting location. <https://nmranrdiv5.com/>

Division Six - Motor City Division (Wayne & Washtenaw Counties)
Meets at 7pm-10pm, on the THIRD Friday of each month at the Livonia Senior Wellness Center 32001 Five Mile Rd, Livonia, MI 48154. Division 6 meets year-round. www.div6-ncr-nmra.com

Division Eight - Clinton River Division (Oakland, Macomb and St. Clair Counties)
Meets at 7:00pm, on the THIRD Thursday of each month at Troy Christian Chapel, 400 East Long Lake Road, between Rochester and Livernois Roads, Troy. Division 8 meets year-round. <http://div8.ncrmra.org/>

Division Nine - SW Michigan Division (Branch, Calhoun, Hillsdale, Kalamazoo, St. Joseph and Van Buren Counties) We meet monthly on the 3rd Saturday of the month, except in December. Monthly meetings start at 9:30AM at one of two locations (check website for meeting location each month). Our meetings typically include a clinic and/or layout tour(s). Visitors are always welcome. For additional information contact Garry Johnson, Superintendent at 269-365-6777. Our NEW website is <https://div9.ncrmra.org>

Division Ten - Ten Wheelers Division (Shiawassee, Genesee, Lapeer, Tuscola, Sanilac, Saginaw, Bay, Midland, Arenac, and Gladwin and Huron Counties) Meets the FOURTH Thursday of each month at 7 PM at Dalton Airport on Pierson Road in Flushing. We meet in the meeting room of Experimental Aircraft Association Chapter 77. Contact Superintendent, Wayne Wilder 989-823-3409 or ncrdiv10@gmail.com for directions to the meeting location.

OTHER GROUPS meeting in the NCR AREA There are MANY rail organizations in the NCR area. They can be found at www.michiganrailroads.com www.ohiorailtourism.org www.irtg.org

YOU should join and attend your local NMRA/NCR/Division meetings and activities! Get the most out of your hobby – participate often!!

DIV 1 MODELERS MEET 2026 – RECAP!!

NCR EVENT

Here's some more pictures from the Division One 3rd Spring MODELERS MEET!



NCR TIMETABLE EVENTS!

NCR AREA EVENTS

NOTE- Events listed have been compiled from listings on www.trainshowlist.com/ and www.trains.com, website for Model Railroader magazine. If you have an event you want listed, it's FREE, but information must be submitted to the Editor at least 30 days in advance of our publication dates!

Saturday, June 20, 2026 - 75th Anniversary KMRHS- Kalamazoo Model Railroad Historical Society Open House 9336 Riverview Drive Kalamazoo, MI 49004 11 am - 3 pm. Presentations by Bruce Muhlberger, Lance Muhlberger, Mark Tomlinson, Aaron Kowalski, David Crosser and Greg Marvin. Also happening- Dedication of Memorial Plaque - Operating Trains - Layout Tours - Caboose Tours – Caboose History – Refreshments More info - <https://kmrhs.org/75> **see ad on page 11**

NCR TIMETABLE EVENTS!

NCR AREA EVENTS

Saturday - Sunday, June 27 - 28, 2026 – 19th Carillon Park Rail and Steam Festival

Carillon Historical Park 1000 Carillon Blvd. Dayton, OH Saturday 9:30am – 5pm and Sunday 11am – 4pm
\$14 adults, \$12 seniors, \$10 children Featuring model train displays, historical displays, live steam engines, food & merchandise vendors, flea market, and miniature train rides through-out the weekend. Website, www.railfestival.com Contact Information- David Oroszi David.oroszi@usa.net 937-238-5655

Sunday, July 5, 2026 - Model Train Day Moore Museum 94 Moore Line Mooretown, ONT, Canada
1pm to 4pm Adults \$6, Child \$3 Join us to watch Model Trains in action, learn about Railway History and enjoy a day filled with charm and discovery for visitors of every age. There are no sales at this show.
Contact Info- Kari Boone mooremuseum@stclairtownship.ca 226-784-3340 <https://mooremuseum.ca/>

Friday-Saturday, July 17-18, 2026 - 23rd Annual - Van Wert Railroad Heritage Weekend Model RR Show & Swap Van Wert County Fairgrounds 1055 S Washington St., Van Wert, OH Friday 4pm to 8pm & Saturday 10am to 3pm Over 250 Vendor Tables, Operating Layouts, New & Used Trains - All Guages, Antique & Collectable Trains, Kits & Scenery, Railroad Books, Photos & Videos, RR Lanterns. Test track (with DCC) available, Food Court, Free Parking. Friday Night is Kids Night (Adults Free when accompanied by a child under 12) Children 12 & under free. Scouts in uniform free. "Run a Train" hosted by the Three Rivers Division, NMRA. Contact Info- Chuck White railcarman@frontier.com 260-760-1666 www.vwrrhw.com/

Saturday & Sunday, August 1-2, 2026 - Railfans Weekend at Huckleberry Railroad, Crossroads Village in Flint, MI. More details at - <https://geneseecountyparks.org/railfans-weekend/> **see ad on page 23**

Wednesday-Sunday, August 5-9, 2026 - National S Scale Convention!! All activities will be held at, or originate from: DoubleTree by Hilton Hotel Detroit – Dearborn 5801 Southfield Expressway Detroit, Michigan 48228 Layout tours; clinics; prototype trips; vendors; membership meeting – banquet Contact info- website – www.nasgconvention.com or Gaylord Gill 248-444-6927 gcgill@comcast.net **see ad on page 31**

Saturday, August 8, 2026 – Summerail Palace Theater 276 W Center St. Marion, OH
10 am - 9:30 pm Multi-media presentations: Railroad Show & Sale and visit to the Marion Union Sta and AC Tower. Presenters include Dave Beach, Charlie Dischinger, Brice Douglas, John Fuller, Lou Gerard, Mike Harding, Jerry Jordak, Ben Kletzer, John Leopard, Dave & Kyle Ori, David Oroszi. Contact Information- David Oroszi david.oroszi@usa.net 937-238-5655 Website: <https://www.summerail.com/>

Saturday & Sunday, August 14-16 & 21-23 2026 - Day out with Thomas! at Huckleberry Railroad, Crossroads Village in Flint, MI. More details at - <https://geneseecountyparks.org/day-out-with-thomas/>

Saturday, August 15, 2026 - Everett's 21st Annual Train Show and Swap Meet Marion Union Station 532 West Center Street Marion, OH 10am-4pm Show will feature multiple train and craft vendors. The station, AC Tower and Marion Model Railroad Club will be open. live music. Donations requested to defer the cost of the show. Limited vendor tables available at \$15 each. Vendor set-up starts at 8 AM. (Note that this event is run by a private party) Contact Info - Everett Nelson 740-341-1798 everettii2000@gmail.com

Saturday, September 19, 2026 - Battle Creek Model Railroad Club Train Show & Swap Meet Calhoun County Fairgrounds 720 Fair St. Marshall, MI 10AM - 3PM \$5 Children 12 & Under: Free Several operation layouts, including a "Hands on" Displays, vendor, door prizes, food, unlimited FREE parking, and FUN! Children 12 & under can register to win a Train set. Visit our website: <http://www.bcmrrc.net> Contact Information - Shawn Rhoades shawn@lazys-k.com 269-758-3477

Saturday, September 26, 2026 – 24th Fostoria Rail Festival Fostoria Jr. Sr, high school & Fostoria elementary 1001 park avenue Fostoria, OH 200+ vendor tables, model train layouts, train mdse. Photo contest, soup contest Contact information - Ellen Gatrell ellengatrell@gmail.com 419-435-1781 Website: <http://fostoriairontriangle.com/events.htm>

Do you live in one division, but attend meetings and participate in another? With the “DIVISION OF CHOICE” program you can become an official member and even hold office in the division of your liking! All you need to do is fill out the **DIVISION OF CHOICE** form and submit it to the NCR Registrar. Once filed, you can vote and hold office in the division of your choice. Please be aware, the North Central Region (NCR) will notify both divisions of your choice and records will be maintained within the NCR. The NMRA national office WILL NOT change your default division (which is part of your NMRA number). The NCR and your division of choice will honor your selection and provide all the rights of a standard member of that division.

<https://www.ncrnmra.org/wp-content/uploads/2023/02/NCRDivisionOfChoice.pdf>

NCR HotBox PIKE ADS

YOU too, can have a Pike Ad for your railroad or club! Just email the HotBox Staff for all the details. We'll even help you design your Pike Ad. **And best of all... IT'S COOL!!**

MEMBERSHIPS OPEN

MEETS EVERY MONDAY AT 7:30PM



Gratiot Valley Railroad Club

281 NORTH AVE.

MT. CLEMENS, MI 48043

FOR INFORMATION CALL- 586-468-4877

www.gvrr.org

Redford Model Railroad Club Sand Hill & Western Railroad

EST. 1938 Oldest HO Club in Michigan

Inkster, Michigan

- ◆ Free open house events
- ◆ Boy Scout Railroading Merit Badge
- ◆ Thursday's 7:00 pm Visitors Welcome!
- ◆ Memberships Open!



For Information Contact

Secretary@redfordmrrc.org

<http://Redfordmrrc.org>

<https://www.facebook.com/redfordmodelrailroadclub>



DKS RAILWORKS

SELL AND BUY MODEL TRAINS
BRASS - DIECAST - PLASTIC
RTR - KITS - BUILDINGS
ESTATES - DATED INVENTORIES - LIQUIDATIONS
LAYOUTS DISMANTLED
Contact Doug Kass: (586) 306-5306 or email: info@dksrailworks.com
www.dksrailworks.com



MINNESOTA-DAKOTA DIVISION
13TH SUBDIVISION
D. M. MITZEL, General Manager
Oxford, Michigan

LaRoutes des VinRR

Reflections on a Classic Europe

Tony Britsky, Troy, MI www.LaRoutesdesVinRR.com

NCR HotBox PIKE ADS

Quality model railroading in S Scale 1:64




Memberships open!
Visitors Welcome!
For more information we're on the web at www.smsgrains.org - or Contact- t.hawley@comcast.net

Michigan Southern

Serving Southeast Michigan

**Norm Logan
Northville, MI**



Larry Wolohon
President & Chief Bottle Washer
2 Rail O scale
Late 1940's Branchline TBD
Plymouth, MI



Calumet & Miscowaubik Railroad

Michigan's Copper Country
1913 in HO scale


Mike Sutinen Ann Arbor, MI



MICHIGAN LINES

Jay and Brook Qualman | Milford, Michigan

THE ROAD WEST




A Division of NP RAILWAY KEN CHICK
NORTHVILLE, MI

Barry Hensel Canton, MI Era- 1970 HO Scale




CENTRAL DIVISION





**Detroit Division
Curt Danielewicz
Macomb, Michigan**

COPPER VALLEY RAILWAY



**JIM ZINSER
Dearborn Heights, Mich.**



GTWHS
PO BOX 183682
SHELBY TWP, MI 48317

Come visit us on the 2nd floor of the historic Durand Union Station on Saturdays between 1 and 4 PM

109 E. Adrian (US 223)
Blissfield, MI 49228
517-486-0404

Blissfield Model Railroad Club



Monthly Open House Weekends

Ground floor Parking in front

Handicapped Accessible

Visit us at: www.bmrr.org
www.facebook.com/blissfieldmrc



COLORADO & SOUTHERN RAILROAD

CLEAR CREEK BRANCH
Dan Kempf
Ann Arbor, Michigan



Chessie System

Huntington Division
Richard Neibert
Superintendent

Lake Shore Garden Railway Club



G Track: Standard and Narrow Gauge Scales - Garden Layouts & Modular Show Layout

New Members Welcome
www.lakeshoregrc.org

South Oakland County Model Railroad Club

Hazel Park, MI
Visitor Sessions on 3rd Saturday of month

New Members Welcome
For information contact info@socmrrc.org
www.socmrrc.org



YOU should join and attend your local NMRA/NCR/Division meetings and activities! Get the most out of your hobby – participate often!!

**How about writing an article on your latest modeling project! We can use a clinic as an article! Earn AP points!
At the HotBox, WE NEED and WANT your articles!!**

*in the next issue of THE **HotBox** –*

MORE LAYOUT PHOTOS

MORE HOW-TO-DO ARTICLES

MORE INFORMATION

.... stay tuned! Stay informed!

*Modeling Manual Railroad
Crossing Gates*



*RailFanning Division 4
Convention Layouts*



FINAL NEWS!!
GRAND RAILS 2026
NCR - Div 4 Regional Convention

